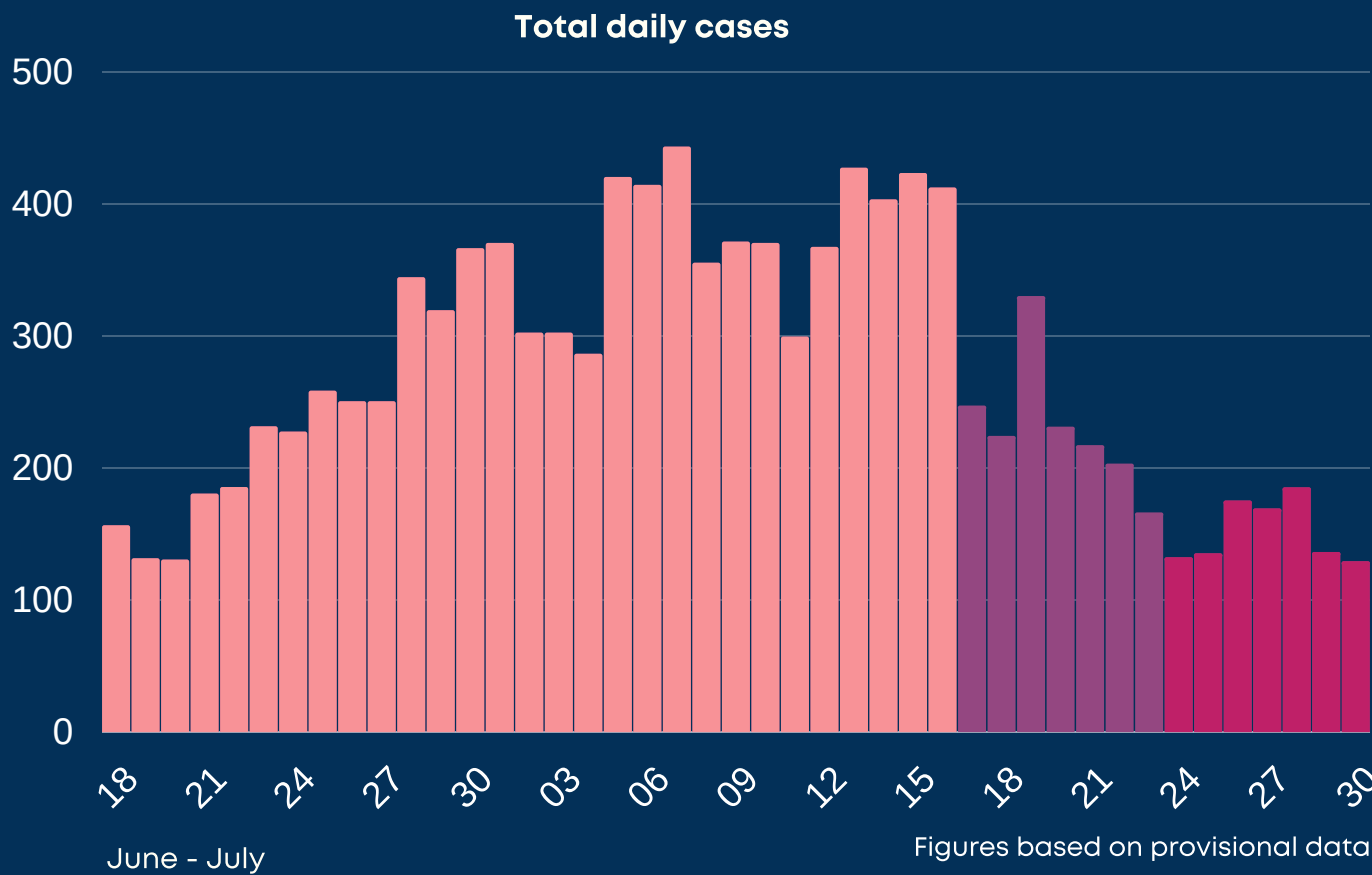




# Newcastle COVID cases



Monday 2 August 2021

↓ New cases in last 7 days **1054**

↓ New cases in previous 7 days **1613**

Case rate per 100,000 population

↓ Newcastle **348**

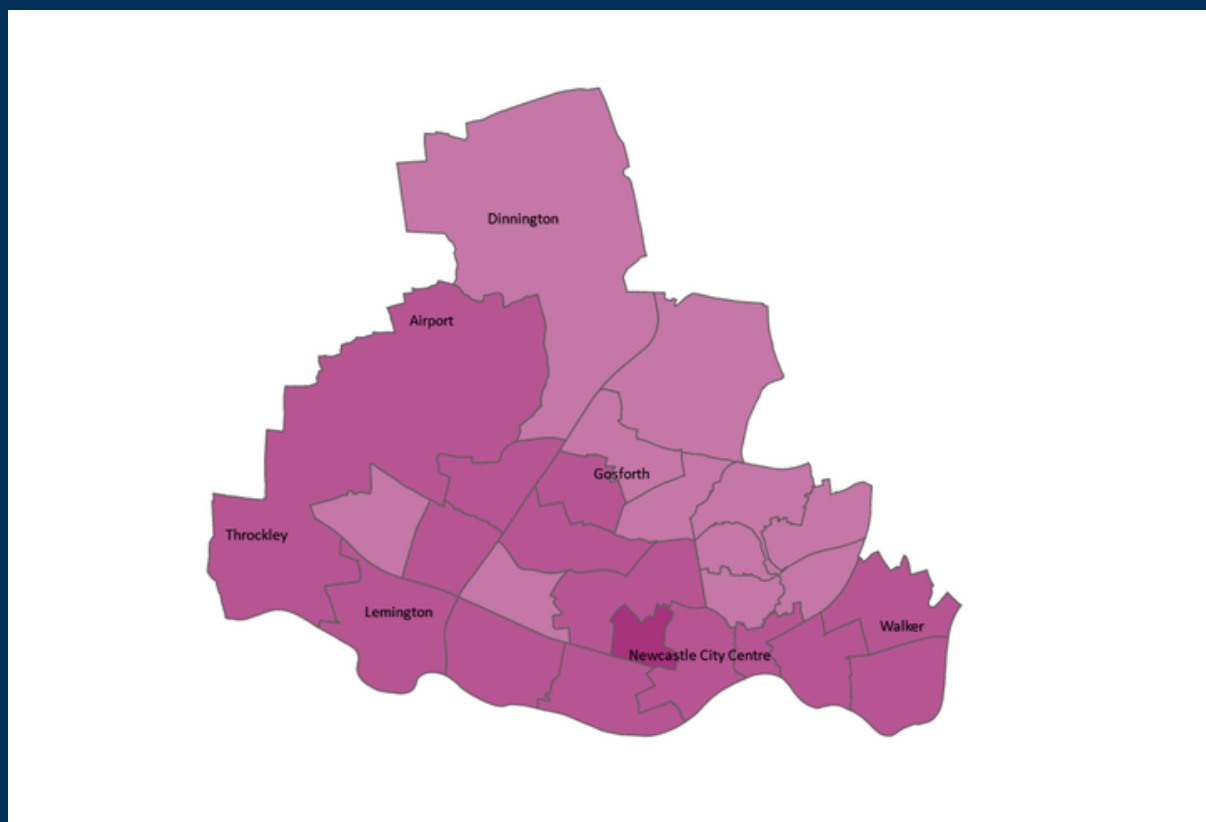
↓ LA7 **324**

↓ North East **353**

↓ England **282**


\*arrows show whether figure is up, down or the same as the previous 7 days. Figures are accurate at time of publishing and based on national Public Health England data.

## Case rate by ward



### Map indicator

Adjusted 14-day rate per 100k population to 30 July 2021



### Vaccinations Newcastle

First dose **196.6k**  
Second dose **144.5k**  
31 July



### Hospital Data (UK)

**5,916**  
Total number COVID-19 patients in hospital in UK as of 29 July.



### Deaths Newcastle residents

**7 days to 16 July**  
Total **43**  
Cause: COVID-19 **3**

---

**7 days to 9 July**  
Total **54**  
Cause: COVID-19 **1**