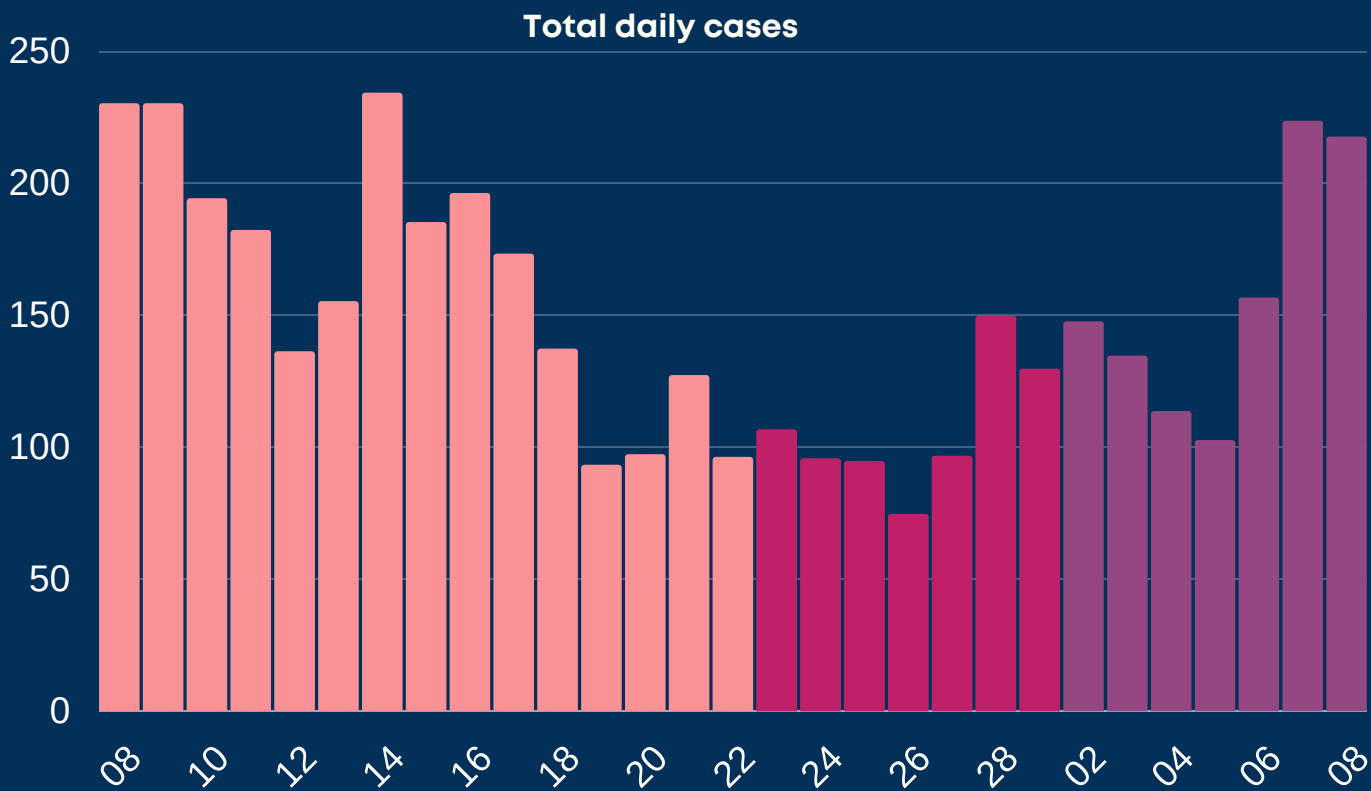




Newcastle COVID cases



February - March

Figures based on provisional data

Friday 11 March 2022

↑ **New cases in last 7 days** **1092**

↑ **New cases in previous 7 days** **743**

Case rate per 100,000 population

↑ **Newcastle** **361**

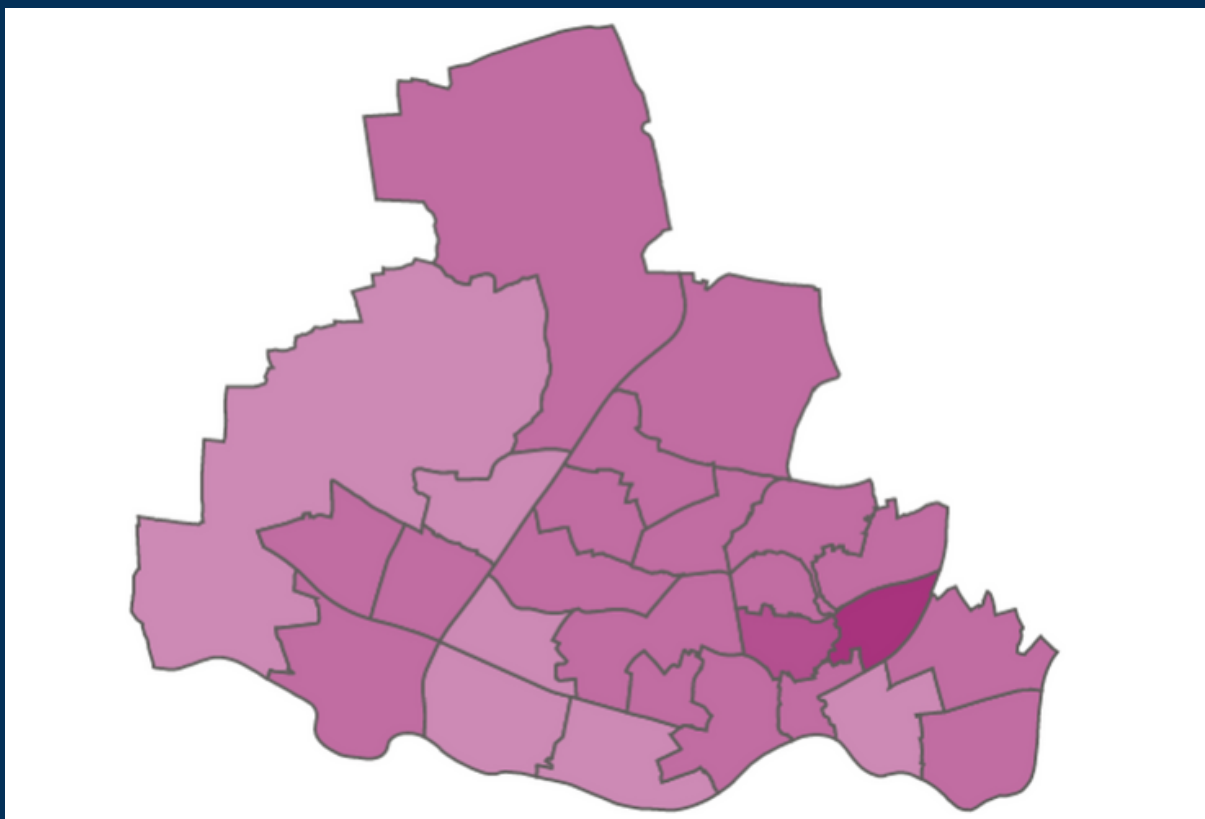
↑ **LA7** **324**

↑ **North East** **305**


↑ **England** **459**

*arrows show whether figure is up, down or the same as the previous day. Figures are accurate at time of publishing and based on national Public Health England data.

Case rate by ward



Map indicator Adjusted 14-day rate per 100k population to 7 March 2022



Vaccinations

Newcastle
9 March

First dose	223.4k
Second dose	206.7k
Booster or third dose	154.3k

Hospital

Data (UK)

11,751

Total number COVID-19 patients in hospital in UK as of 9 March

Deaths

Newcastle residents

7 days to 25 February	
Total	28
Cause: COVID-19	0
7 days to 18 February	
Total	41
Cause: COVID-19	3