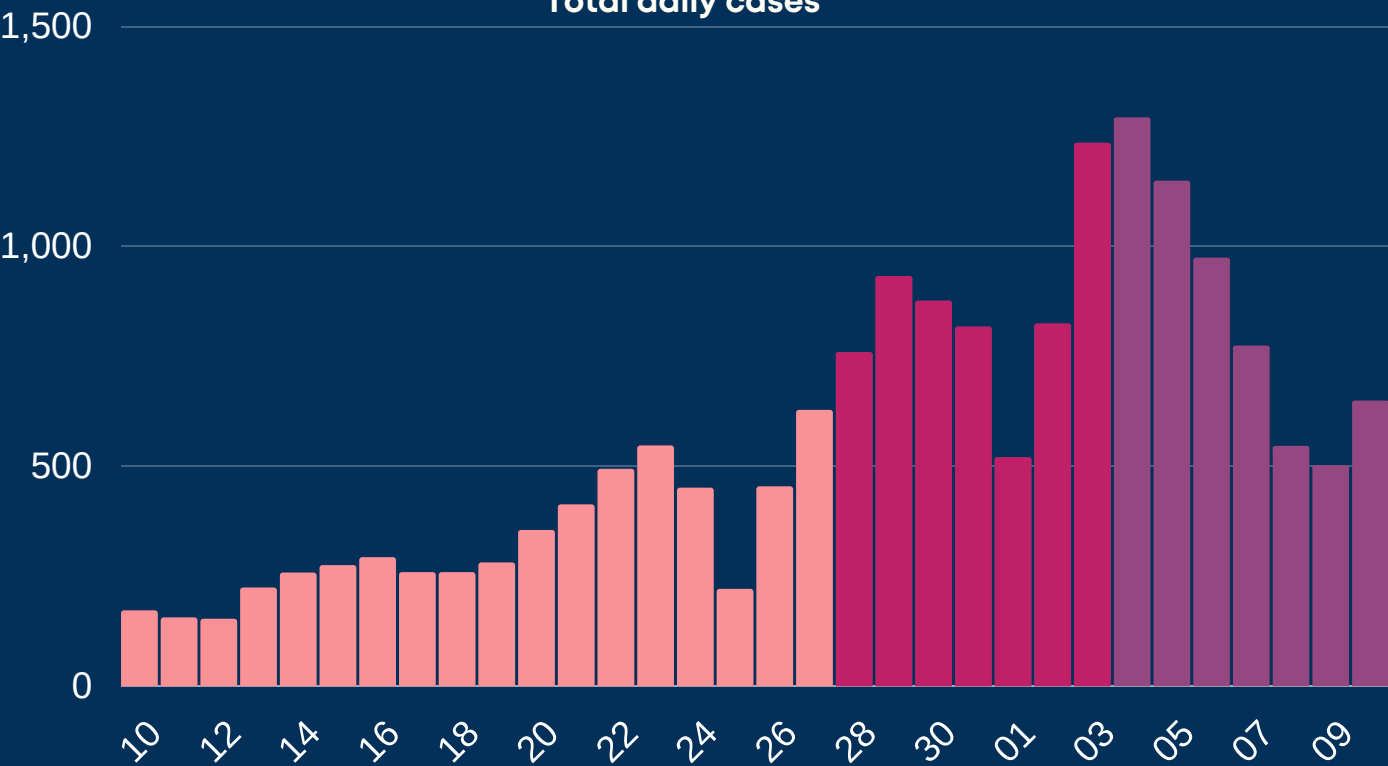




Newcastle COVID cases

Total daily cases



December - January

Figures based on provisional data

Thursday 13 January 2022

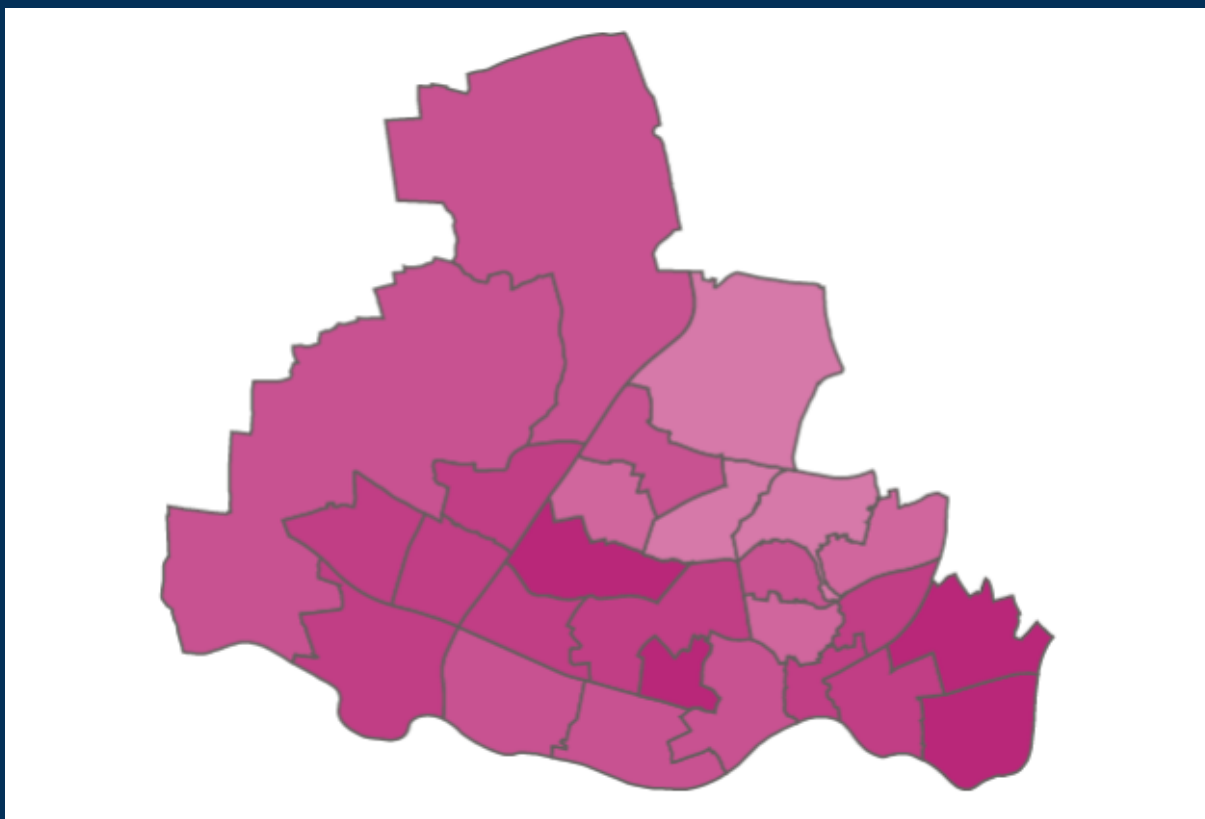
↓	New cases in last 7 days	5856
↑	New cases in previous 7 days	5934

Case rate per 100,000 population

↓	Newcastle	1934
↓	LA7	2199
↓	North East	2277
↓	England	1450

*arrows show whether figure is up, down or the same as the previous day. Figures are accurate at time of publishing and based on national Public Health England data.


Case rate by ward



Map indicator

Adjusted 14-day rate per 100k population to 9 January 2022


600.01-750	750.01-900	900.01-1050	1050.01-1200	1200.01-1350
------------	------------	-------------	--------------	--------------



Vaccinations

Newcastle
11 January

First dose	220.3k
Second dose	201.1k
Booster or third dose	143.2k



Hospital

Data (UK)

19,735

Total number COVID-19 patients in hospital in UK as of 11 January



Deaths

Newcastle residents

7 days to 31 December	
Total	55
Cause: COVID-19	1
7 days to 24 December	
Total	42
Cause: COVID-19	1