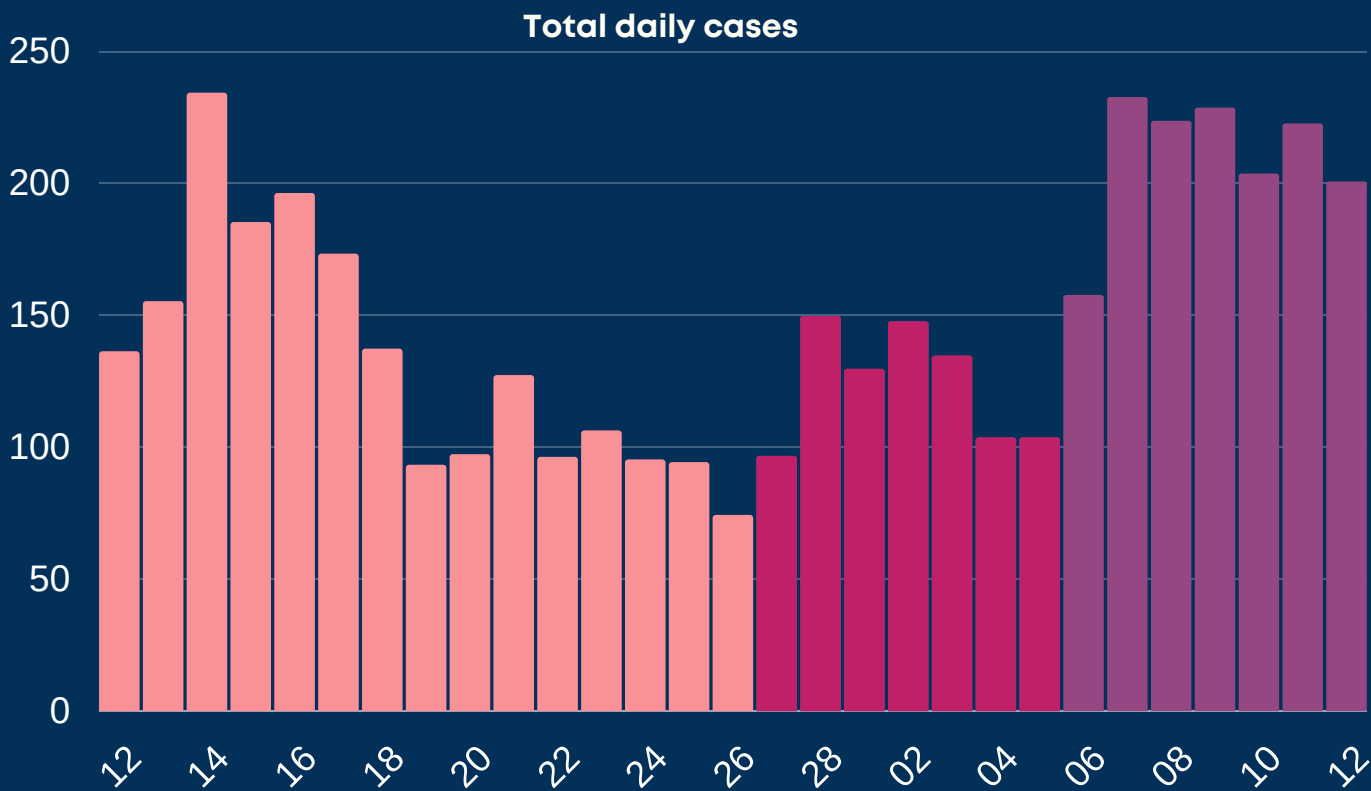




# Newcastle COVID cases



February - March

Figures based on provisional data

Tuesday 15 March 2022

↑ New cases in last 7 days **1465**

↑ New cases in previous 7 days **872**

Case rate per 100,000 population

↑ Newcastle **484**

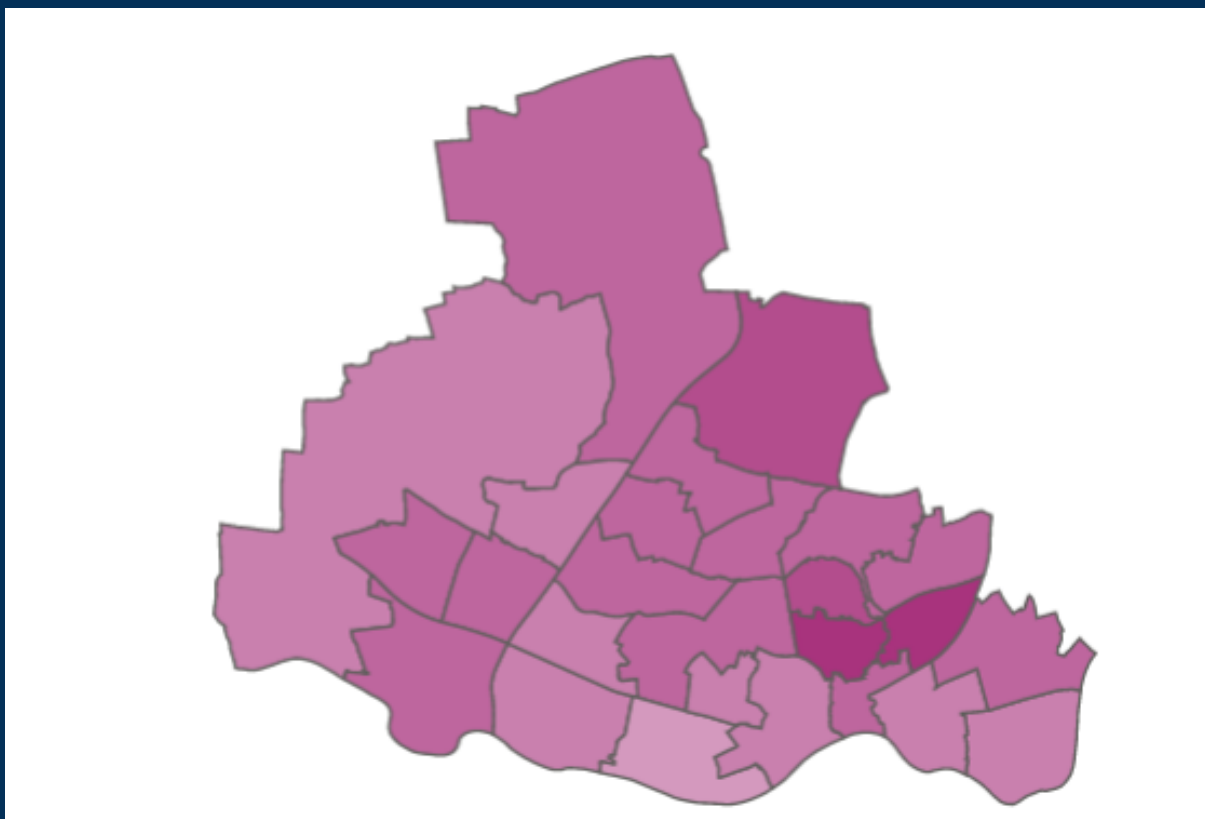
↑ LA7 **430**

↑ North East **404**

↑ England **614**

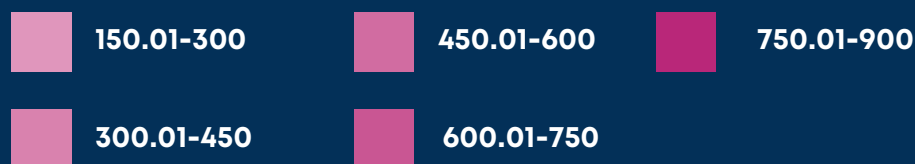
\*arrows show whether figure is up, down or the same as the previous day. Figures are accurate at time of publishing and based on national Public Health England data.

## Case rate by ward



### Map indicator

Adjusted 14-day rate per 100k population to 12 March 2022



### Vaccinations

Newcastle  
13 March

First dose	223.5k
Second dose	206.9k
Booster or third dose	154.4k

### Hospital

Data (UK)

**11,944**

Total number COVID-19 patients in hospital in UK as of 10 March

### Deaths

Newcastle residents

<b>7 days to 25 February</b>	
Total	28
Cause: COVID-19	0
<b>7 days to 18 February</b>	
Total	41
Cause: COVID-19	3