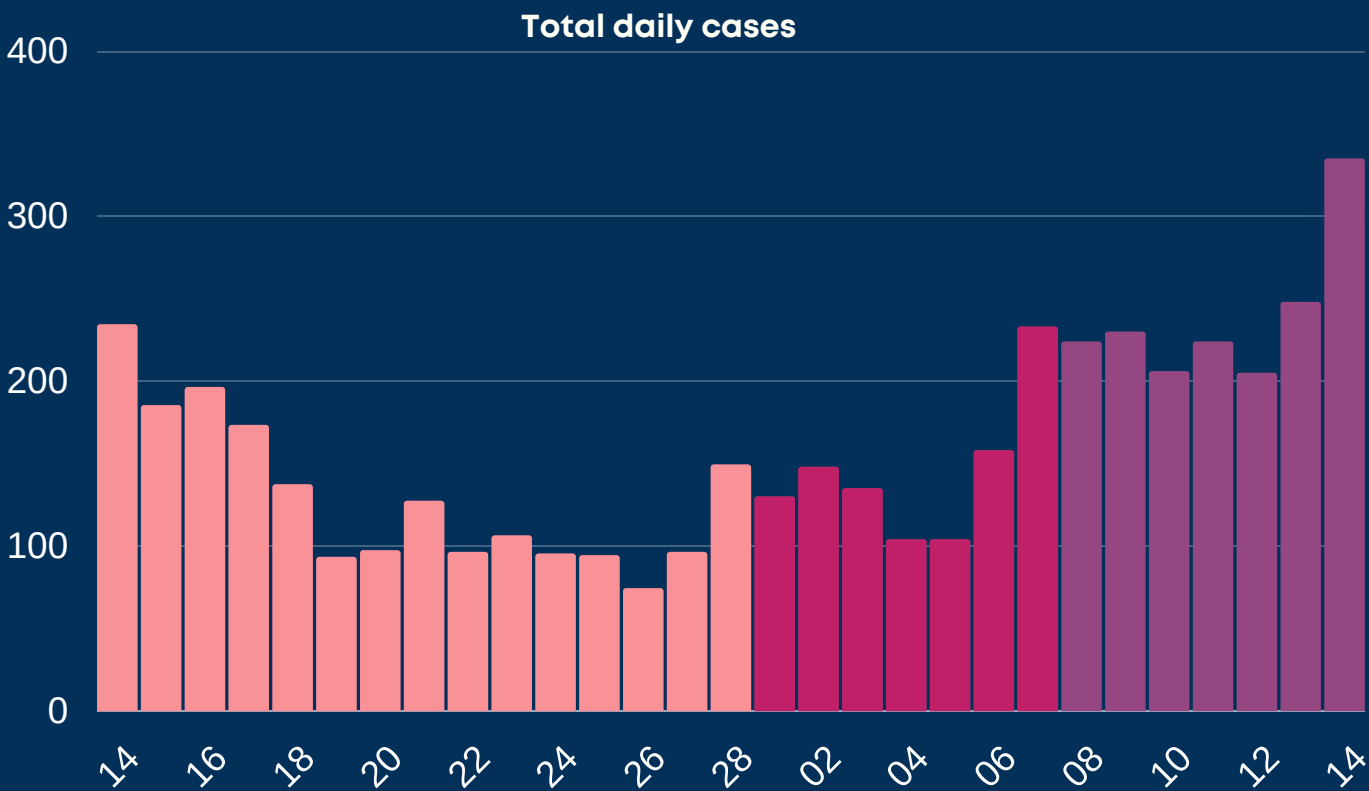




# Newcastle COVID cases



February - March

Figures based on provisional data

Thursday 17 March 2022

↑ **New cases in last 7 days** 1666

↑ **New cases in previous 7 days** 1015

**Case rate per 100,000 population**

↑ **Newcastle** 550

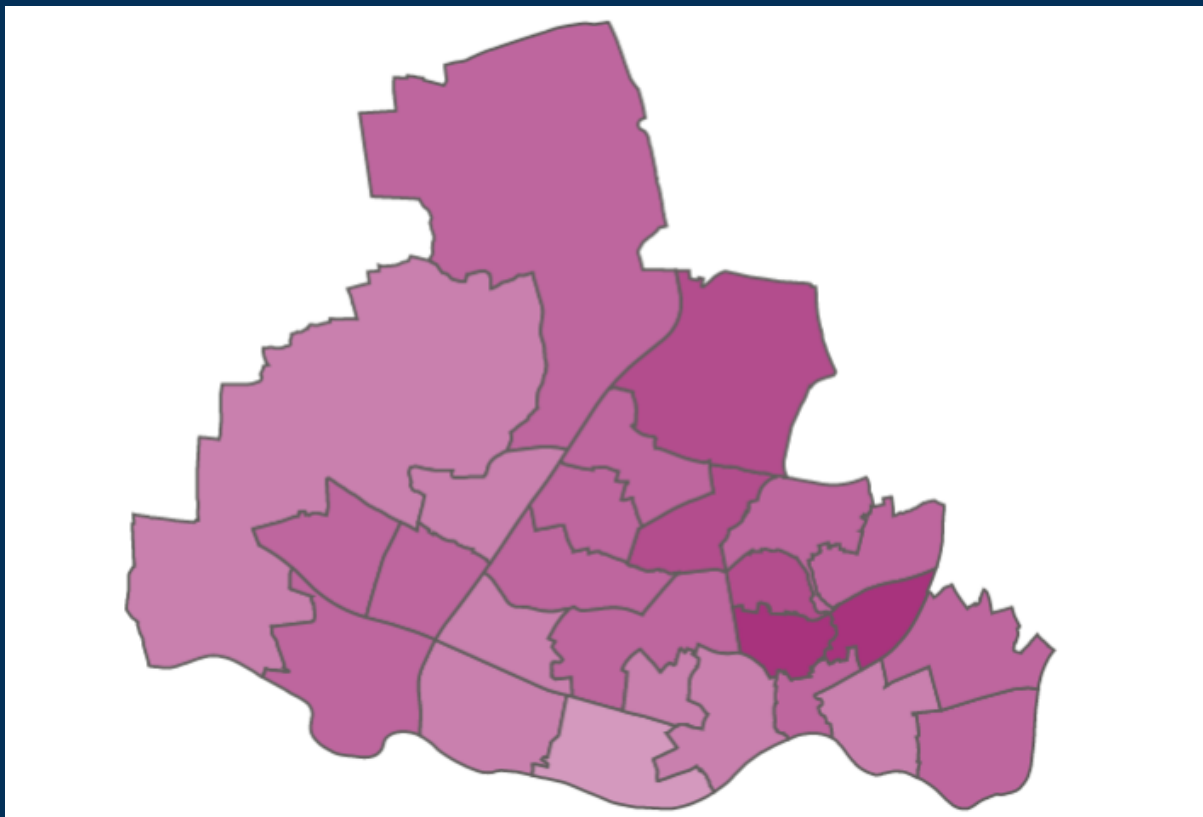
↑ **LA7** 514

↑ **North East** 482

↑ **England** 703

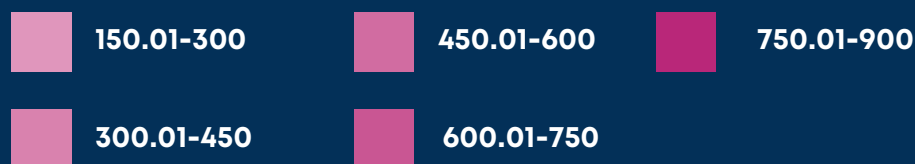
\*arrows show whether figure is up, down or the same as the previous day. Figures are accurate at time of publishing and based on national Public Health England data.

## Case rate by ward



### Map indicator

Adjusted 14-day rate per 100k population to 13 March 2022



## Vaccinations

Newcastle  
14 March

First dose	223.5k
Second dose	207.1k
Booster or third dose	154.6k



## Hospital

Data (UK)

**14,078**

Total number COVID-19 patients in hospital in UK as of 15 March



## Deaths

Newcastle residents

**7 days to 4 March**

Total	29
Cause: COVID-19	1

**7 days to 25 February**

Total	28
Cause: COVID-19	0