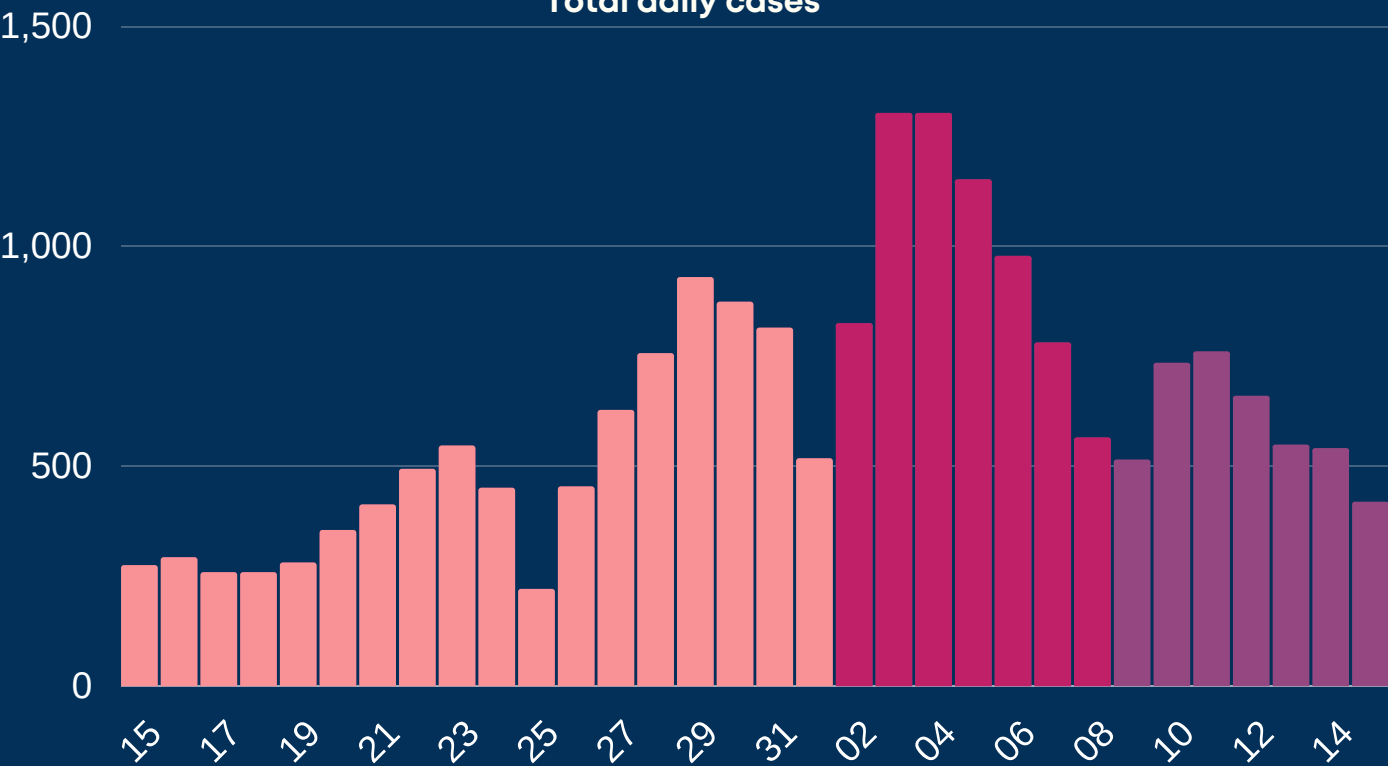




Newcastle COVID cases

Total daily cases



December - January

Figures based on provisional data

Tuesday 18 January 2022

↓ New cases in last 7 days 4152

↑ New cases in previous 7 days 6811

Case rate per 100,000 population

↓ Newcastle 1371

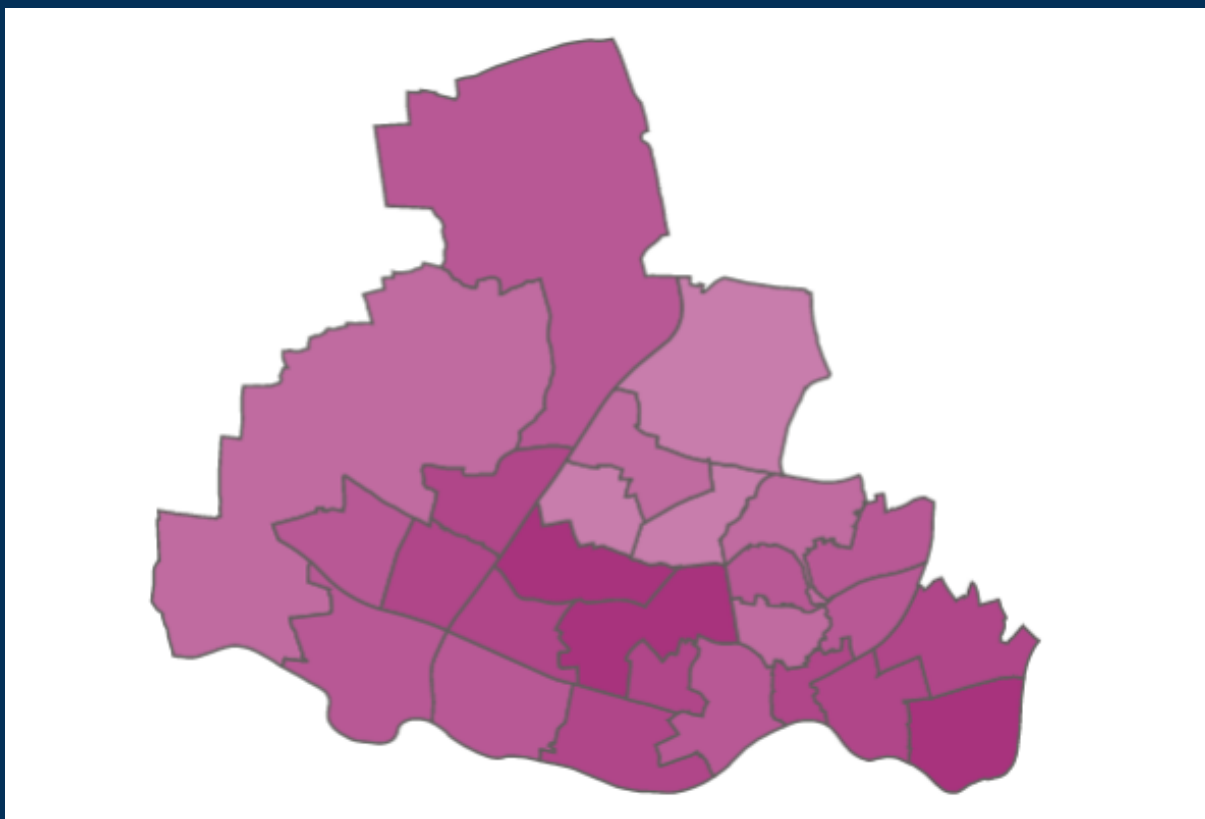
↓ LA7 1428

↓ North East 1431

↓ England 957

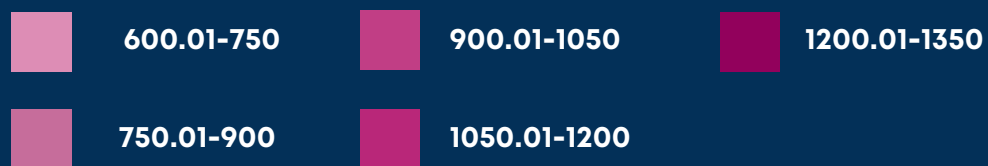
*arrows show whether figure is up, down or the same as the previous day. Figures are accurate at time of publishing and based on national Public Health England data.

Case rate by ward



Map indicator

Adjusted 14-day rate per 100k population to 13 January 2022



Vaccinations

Newcastle
16 January

| | |
|-----------------------|--------|
| First dose | 220.8k |
| Second dose | 201.8k |
| Booster or third dose | 145.5k |

Hospital

Data (UK)

19,345

Total number COVID-19 patients in hospital in UK as of 14 January

Deaths

Newcastle residents

| | |
|------------------------------|----|
| 7 days to 31 December | |
| Total | 55 |
| Cause: COVID-19 | 1 |
| 7 days to 24 December | |
| Total | 42 |
| Cause: COVID-19 | 1 |