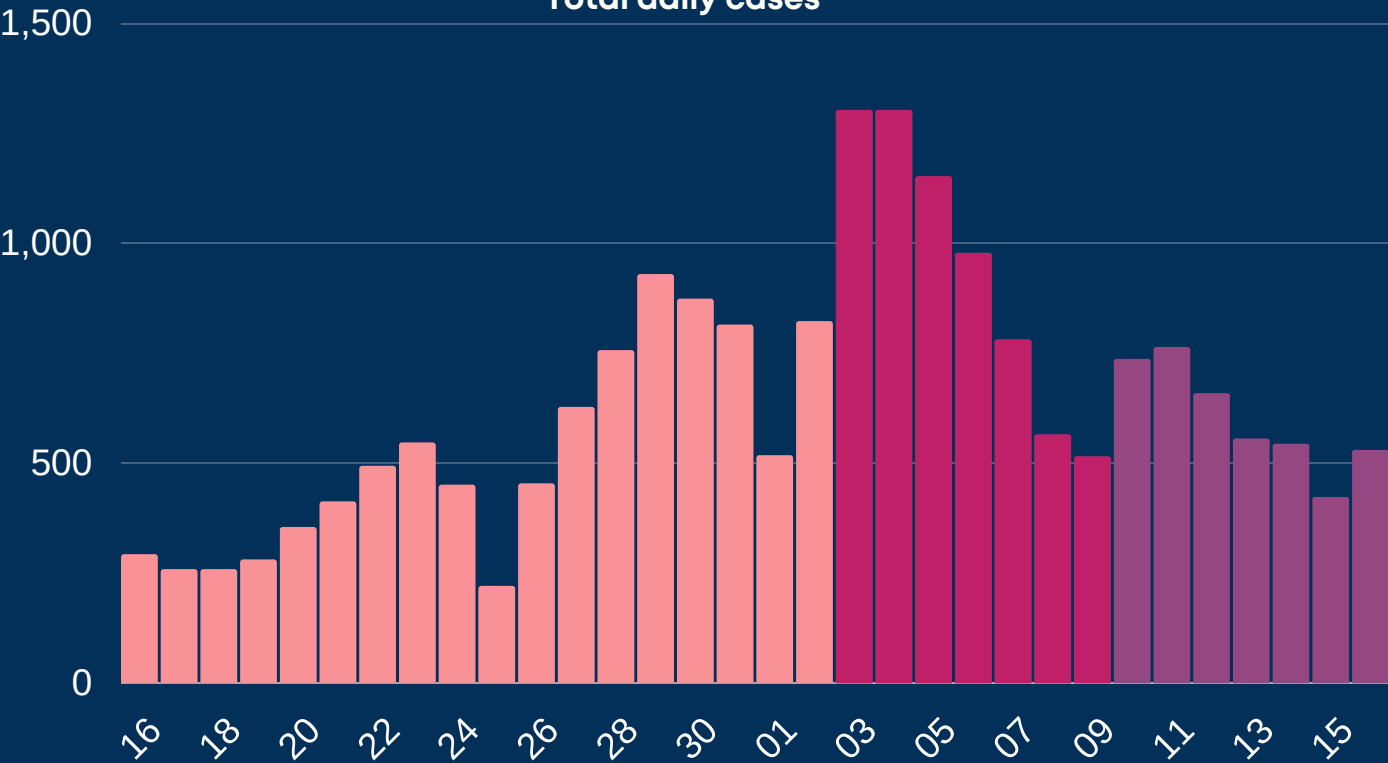




Newcastle COVID cases

Total daily cases



December - January

Figures based on provisional data

Wednesday 19 January 2022

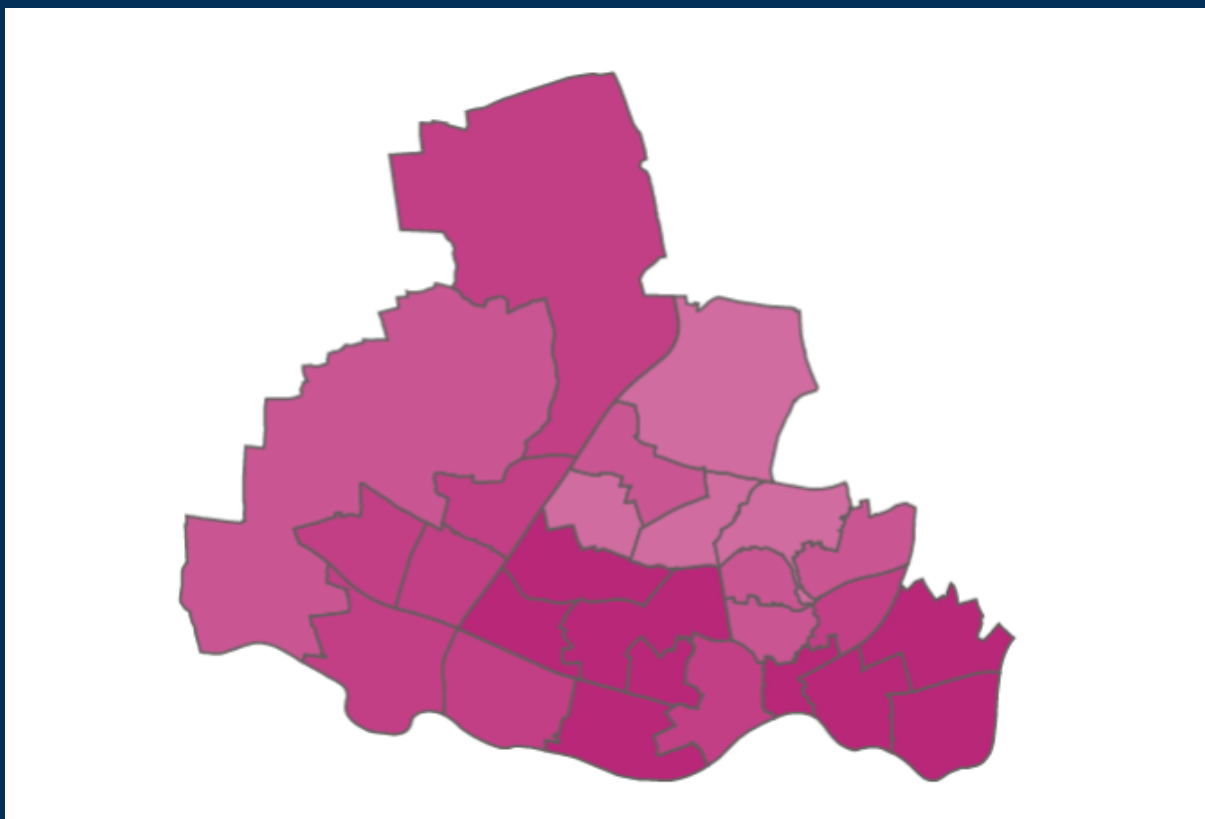
↑	New cases in last 7 days	4185
↓	New cases in previous 7 days	6501

Case rate per 100,000 population

↑	Newcastle	1382
→	LA7	1428
↓	North East	1054
↑	England	963

*arrows show whether figure is up, down or the same as the previous day. Figures are accurate at time of publishing and based on national Public Health England data.


Case rate by ward



Map indicator

Adjusted 14-day rate per 100k population to 15 January 2022


600.01-750	750.01-900	900.01-1050	1050.01-1200	1200.01-1350
------------	------------	-------------	--------------	--------------



Vaccinations

Newcastle
16 January

First dose	220.9k
Second dose	201.9k
Booster or third dose	145.7k



Hospital

Data (UK)

19,450

Total number COVID-19 patients in hospital in UK as of 17 January



Deaths

Newcastle residents

7 days to 7 January	
Total	38
Cause: COVID-19	2
7 days to 31 December	
Total	55
Cause: COVID-19	1