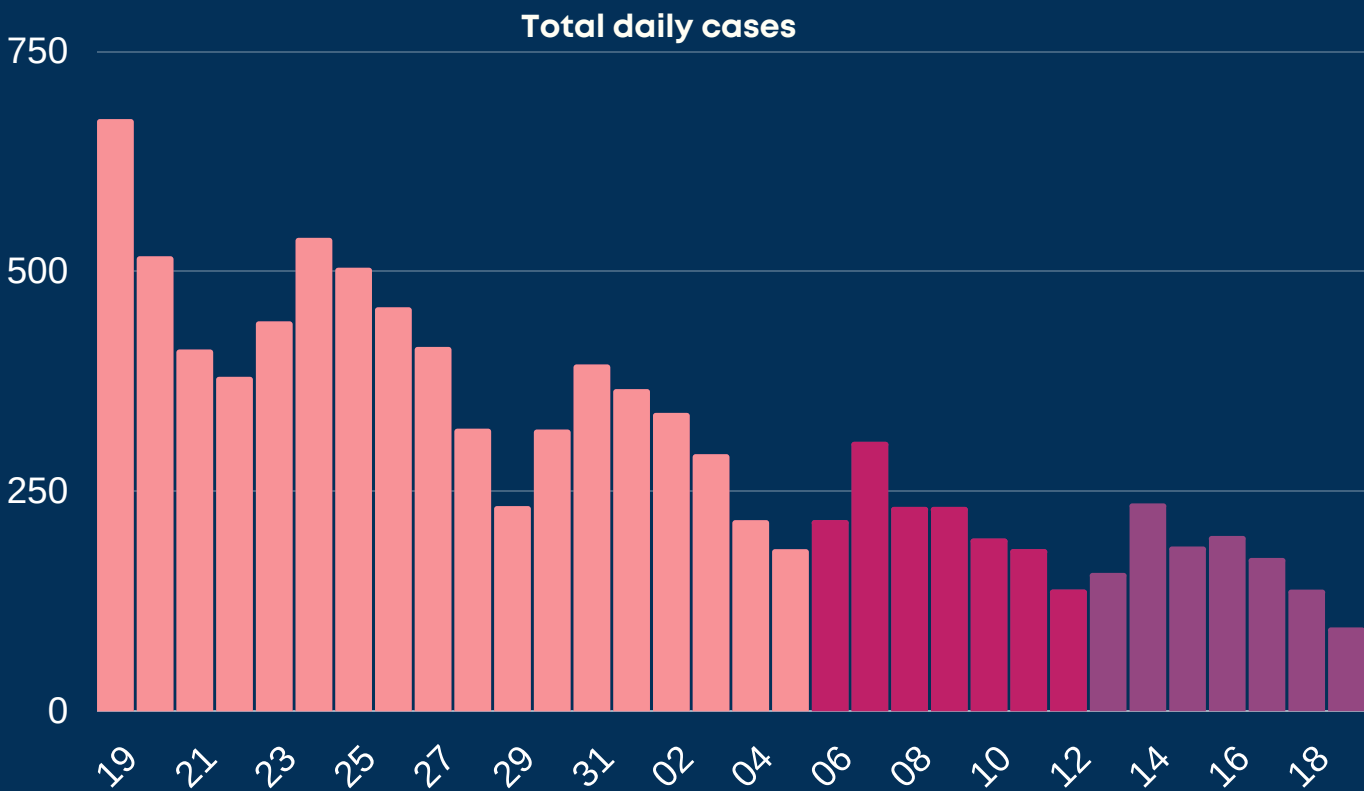




# Newcastle COVID cases



January - February

Figures based on provisional data

Tuesday 22 February 2022

↓ New cases in last 7 days 1172

↓ New cases in previous 7 days 1491

Case rate per 100,000 population

↓ Newcastle 387

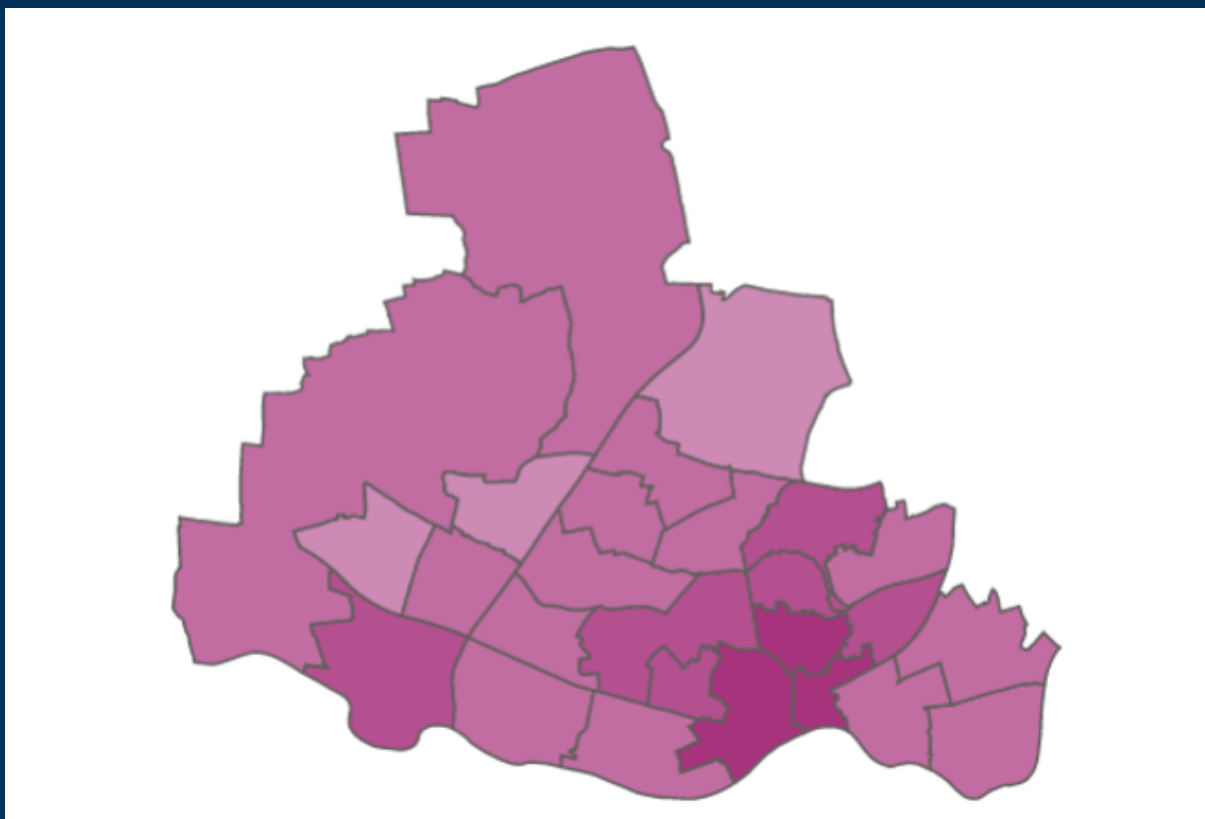
↓ LA7 352

↓ North East 331

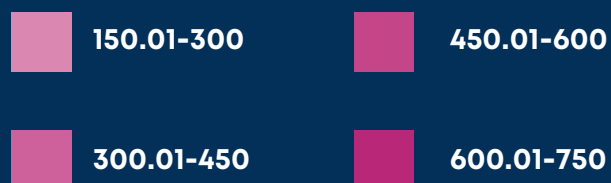
↓ England 421

\*arrows show whether figure is up, down or the same as the previous day. Figures are accurate at time of publishing and based on national Public Health England data.

## Case rate by ward



Map indicator Adjusted 14-day rate per 100k population to 19 February 2022



### Vaccinations

Newcastle  
20 February

First dose	222.8k
Second dose	205.5k
Booster or third dose	152.3k

### Hospital

Data (UK)

**11,223**

Total number COVID-19 patients in hospital in UK as of 18 February

### Deaths

Newcastle residents

<b>7 days to 4 February</b>	
Total	53
<hr/>	
Cause: COVID-19	7
<b>7 days to 28 January</b>	
Total	48
<hr/>	
Cause: COVID-19	8