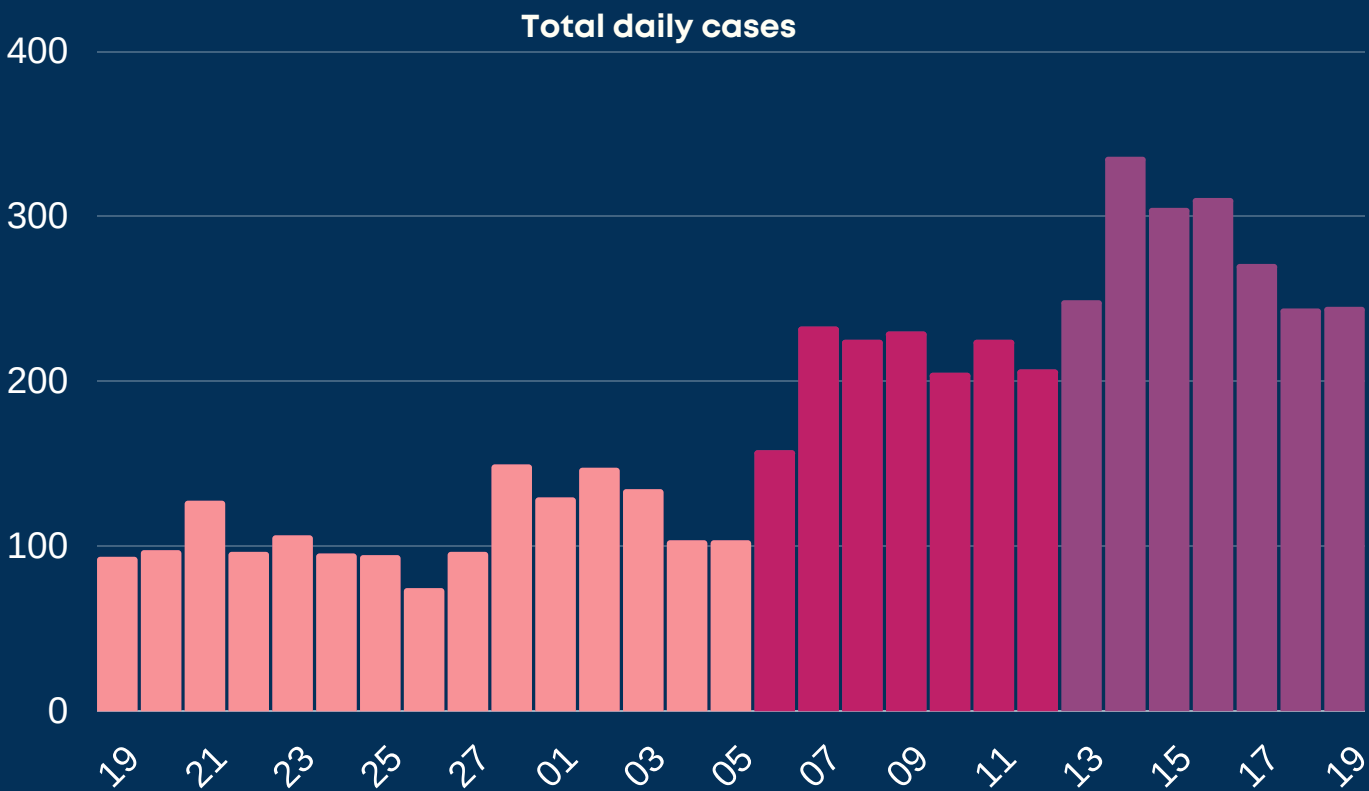




# Newcastle COVID cases



February - March

Figures based on provisional data

Tuesday 22 March 2022

↑ **New cases in last 7 days** 1954

↑ **New cases in previous 7 days** 1476

Case rate per 100,000 population

↑ **Newcastle** 645

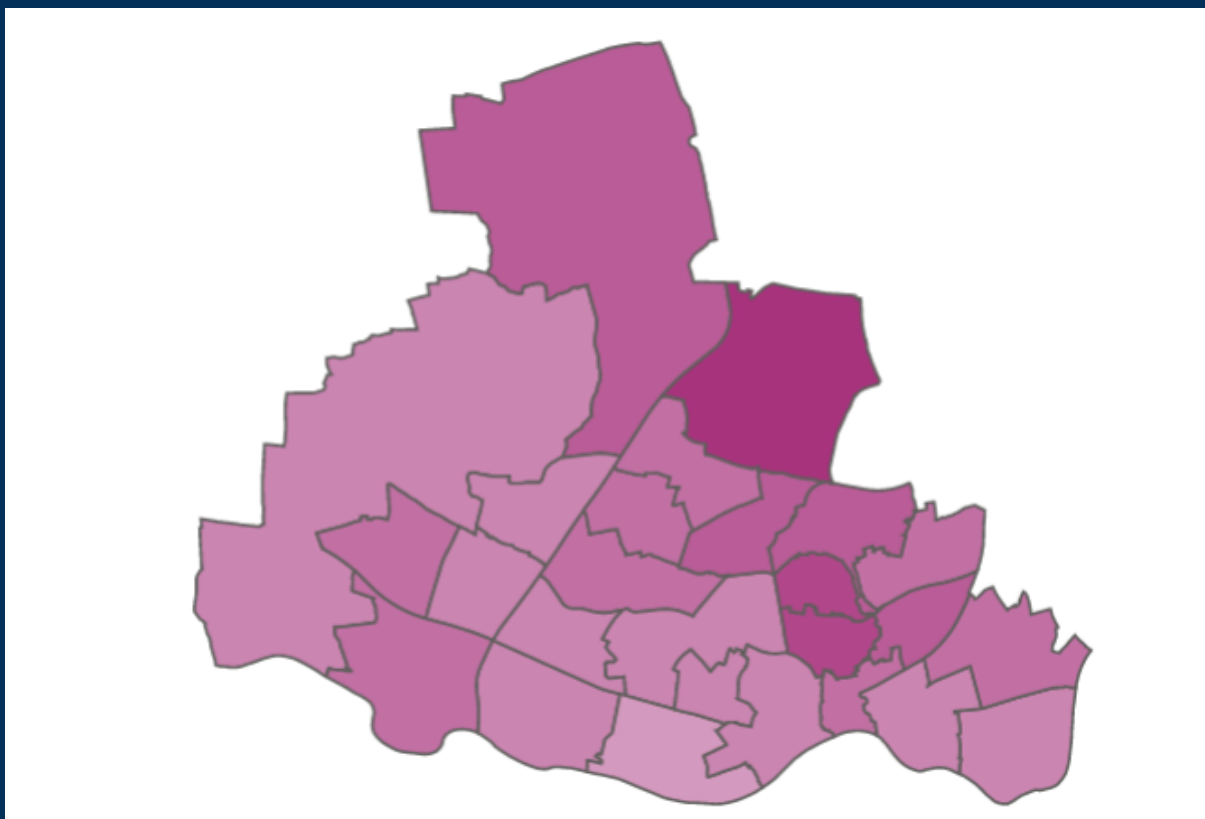
↑ **LA7** 660

↑ **North East** 620

↑ **England** 825

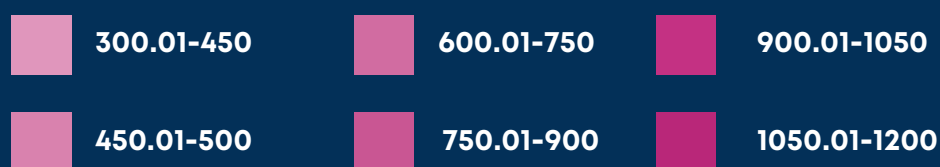
\*arrows show whether figure is up, down or the same as the previous day. Figures are accurate at time of publishing and based on national Public Health England data.

## Case rate by ward



### Map indicator

Adjusted 14-day rate per 100k population to 15 March 2022



### Vaccinations

Newcastle  
20 March

First dose	223.7k
Second dose	207.5k
Booster or third dose	155.1k



### Hospital

Data (UK)

**14,948**

Total number COVID-19 patients in hospital in UK as of 18 March



### Deaths

Newcastle residents

**7 days to 4 March**

Total	29
Cause: COVID-19	1

**7 days to 25 February**

Total	28
Cause: COVID-19	0