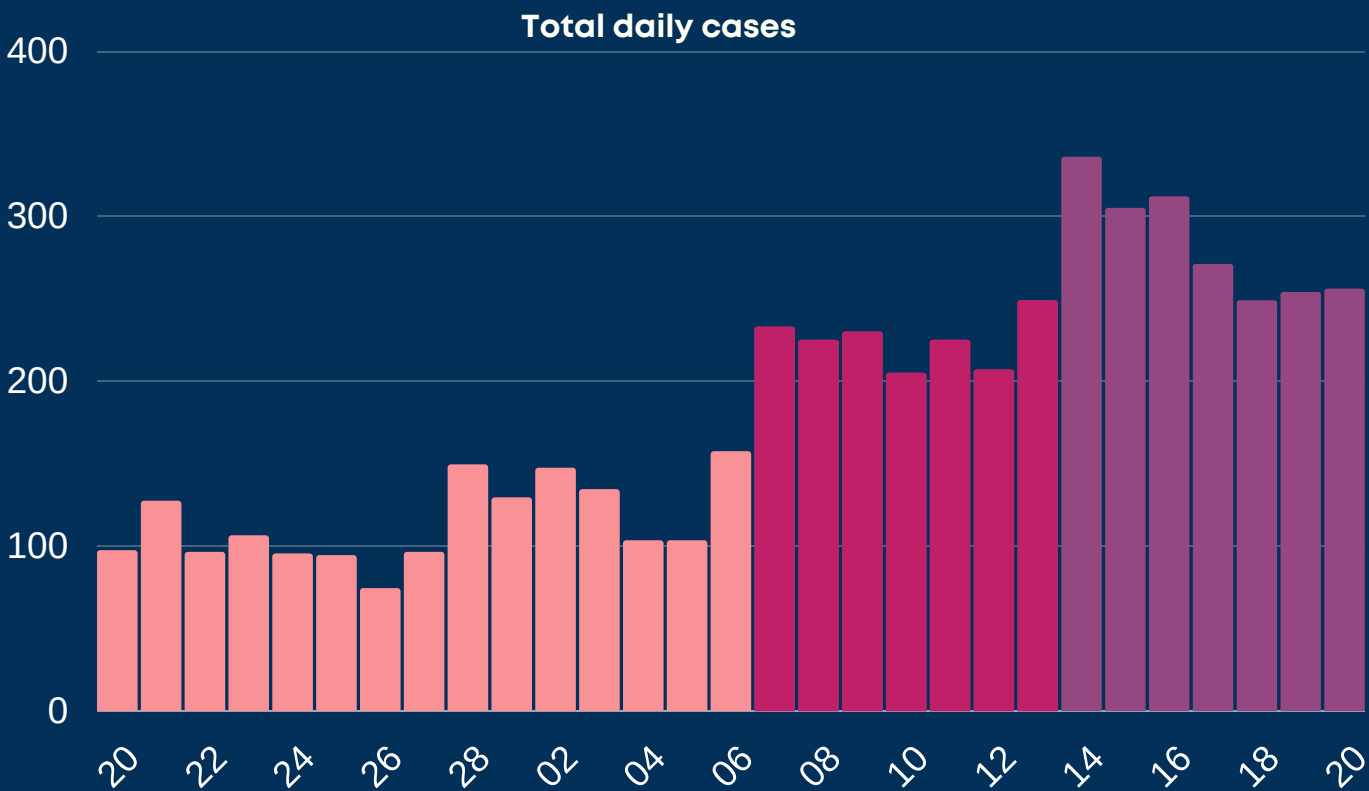




# Newcastle COVID cases



February - March

Figures based on provisional data

## Wednesday 23 March 2022

↑ **New cases in last 7 days** 1976

↑ **New cases in previous 7 days** 1567

## Case rate per 100,000 population

↑ **Newcastle** 653

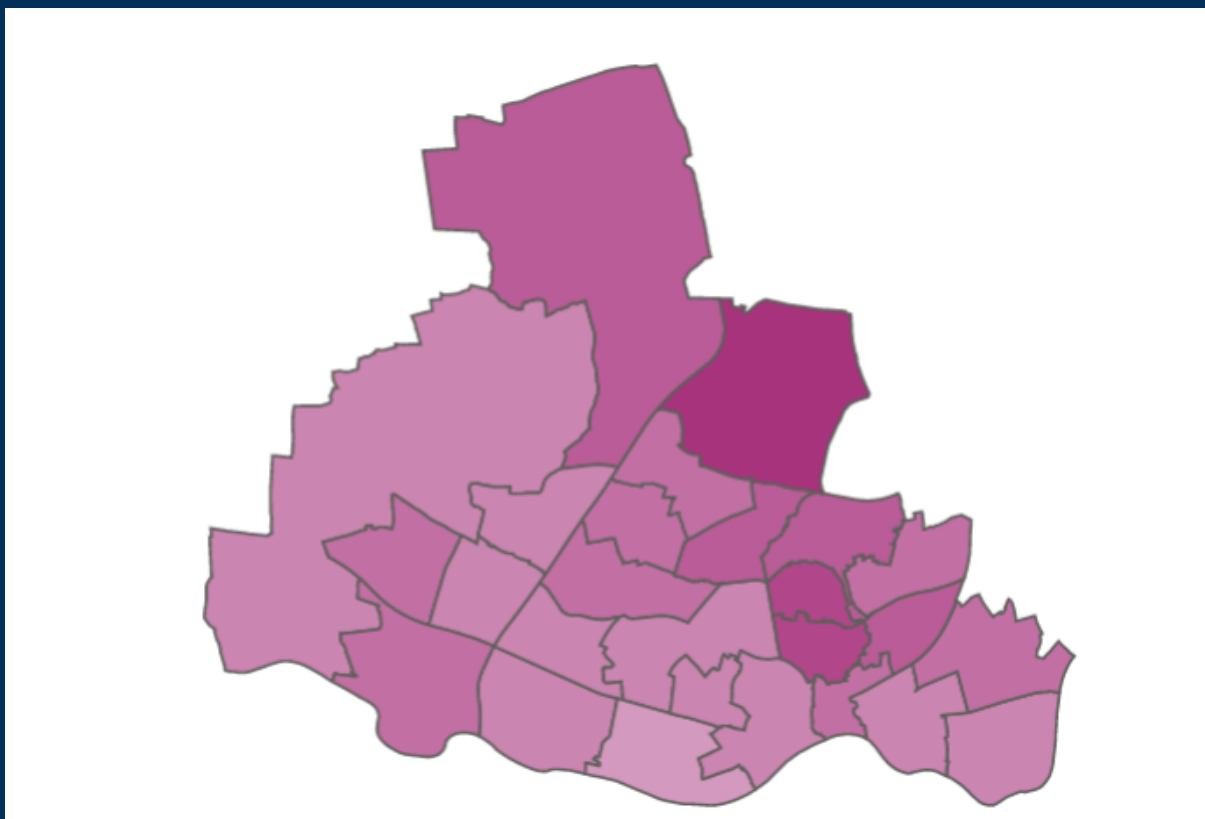
↑ **LA7** 688

↑ **North East** 651

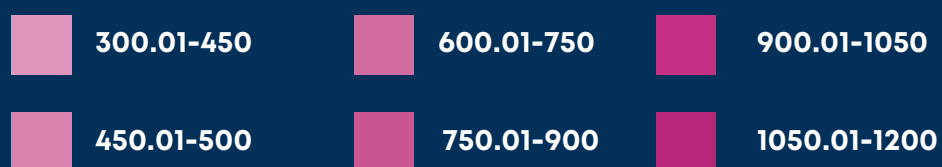
↑ **England** 841

\*arrows show whether figure is up, down or the same as the previous day. Figures are accurate at time of publishing and based on national Public Health England data.

## Case rate by ward



### Map indicator Adjusted 14-day rate per 100k population to 18 March 2022



### Vaccinations

**Newcastle**  
21 March

<b>First dose</b>	<b>223.7k</b>
<b>Second dose</b>	<b>207.5k</b>
<b>Booster or third dose</b>	<b>155.1k</b>

### Hospital

**Data (UK)**

**16,272**

Total number COVID-19 patients in hospital in UK as of 21 March

### Deaths

**Newcastle residents**

<b>7 days to 11 March</b>	
Total	39
Cause: COVID-19	1
<b>7 days to 4 March</b>	
Total	29
Cause: COVID-19	1