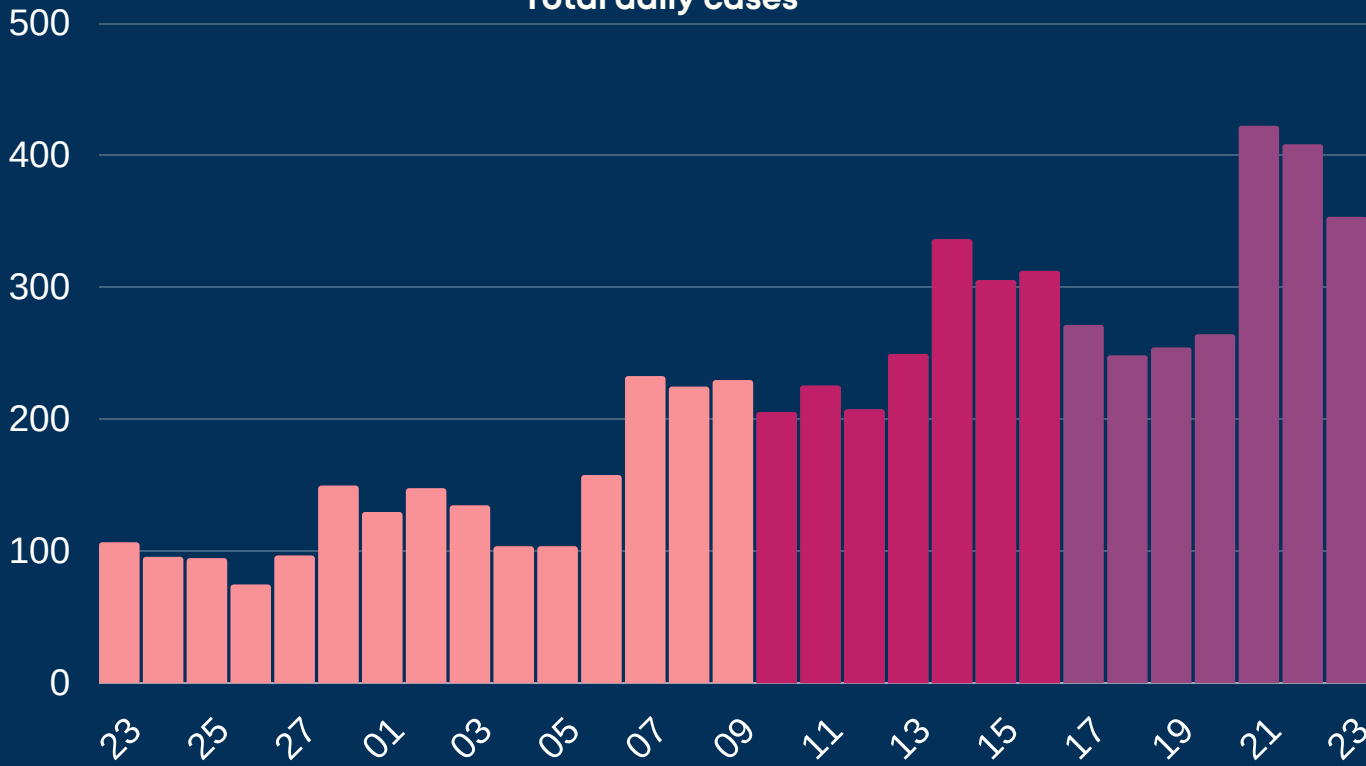




# Newcastle COVID cases

Total daily cases



February - March

Figures based on provisional data

Tuesday 29 March 2022

**New cases in last 7 days** **2211**

**New cases in previous 7 days** **1833**

Case rate per 100,000 population

**Newcastle** **730**

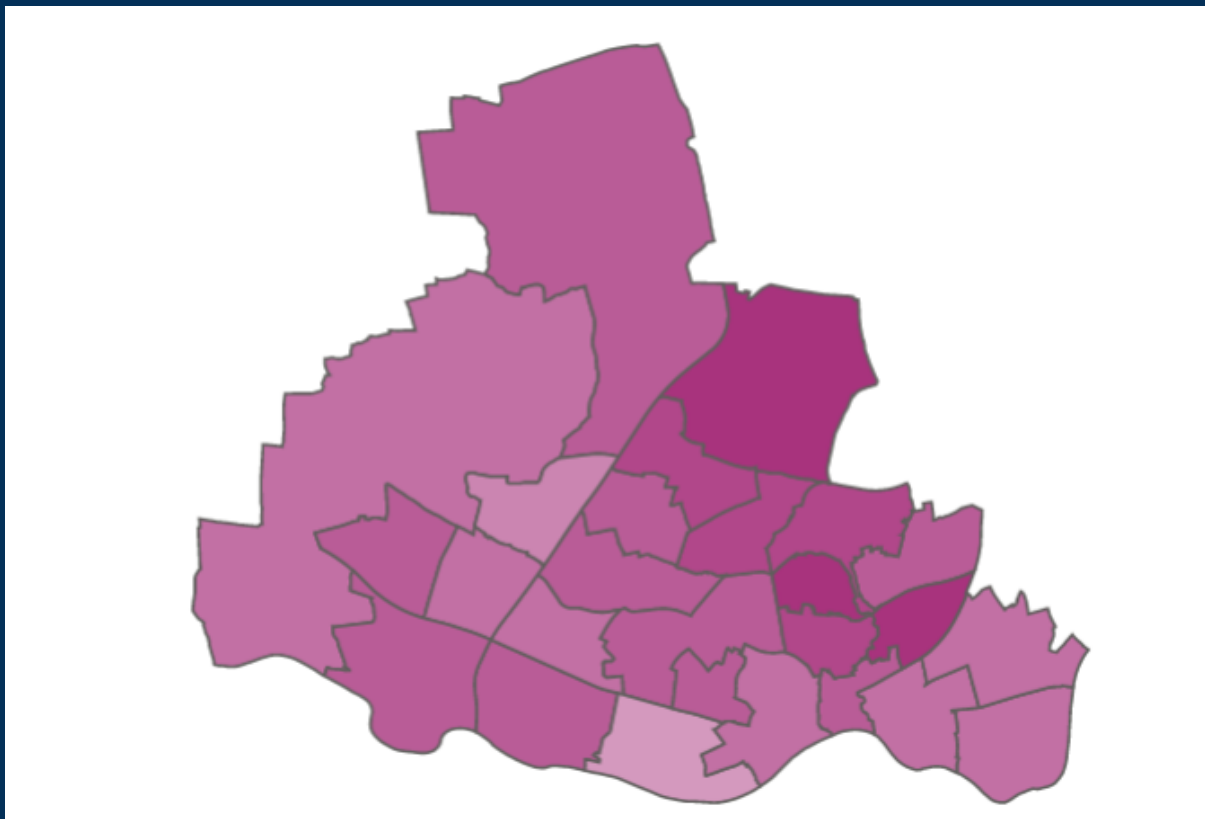
**LA7** **792**

**North East** **750**

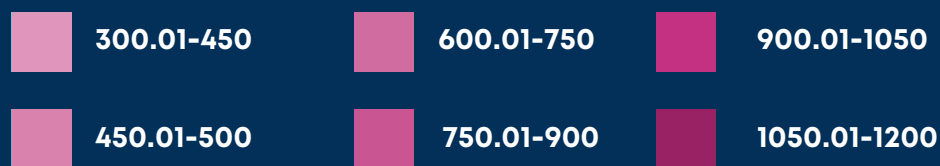
**England** **866**

\*arrows show whether figure is up, down or the same as the previous day. Figures are accurate at time of publishing and based on national Public Health England data.

## Case rate by ward



Map indicator Adjusted 14-day rate per 100k population to 25 March 2022



## Vaccinations

Newcastle  
27 March

First dose	223.7k
Second dose	207.8k
Booster or third dose	155.6k



## Hospital

Data (UK)

**17,685**

Total number COVID-19 patients in hospital in UK as of 25 March



## Deaths

Newcastle residents

**7 days to 11 March**

Total	39
Cause: COVID-19	1

**7 days to 4 March**

Total	29
Cause: COVID-19	1