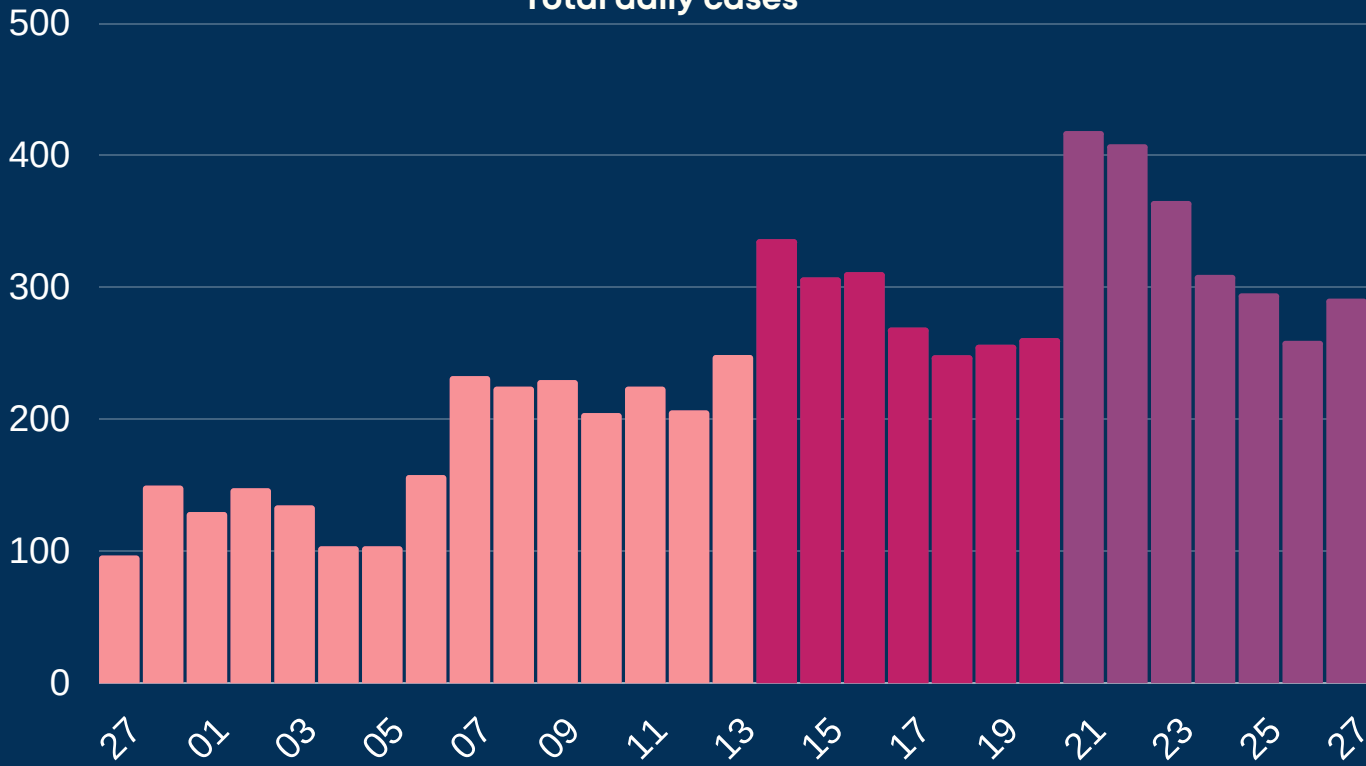




# Newcastle COVID cases

Total daily cases



February - March

Figures based on provisional data

## Wednesday 30 March 2022

**New cases in last 7 days** **2338**

**New cases in previous 7 days** **1981**

## Case rate per 100,000 population

**Newcastle** **772**

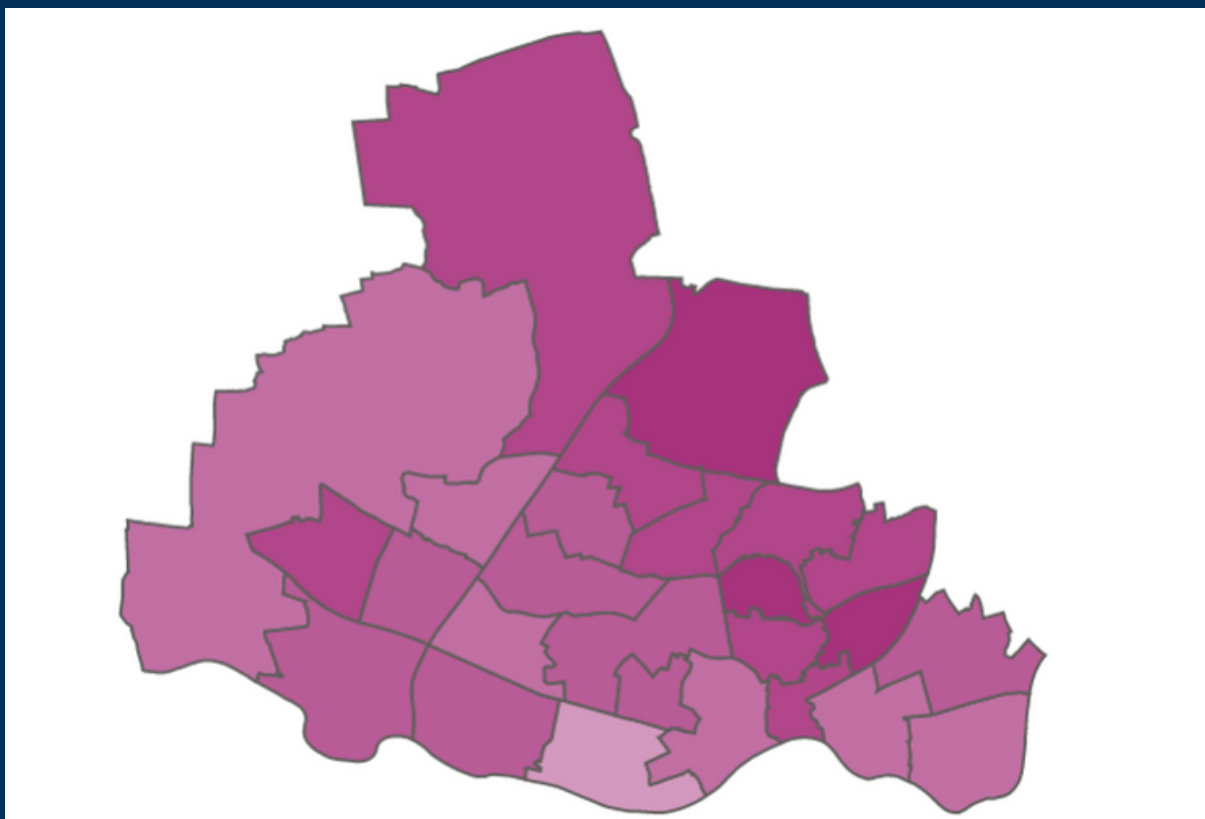
**LA7** **844**

**North East** **803**

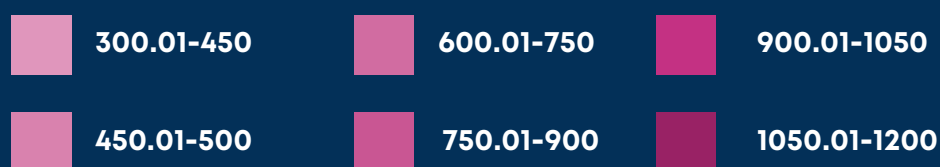
**England** **852**

\*arrows show whether figure is up, down or the same as the previous day. Figures are accurate at time of publishing and based on national Public Health England data.

## Case rate by ward



Map indicator Adjusted 14-day rate per 100k population to 26 March 2022



### Vaccinations

**Newcastle**  
28 March

<b>First dose</b>	<b>223.8k</b>
<b>Second dose</b>	<b>207.9k</b>
<b>Booster or third dose</b>	<b>155.7k</b>

### Hospital

**Data (UK)**

**19,118**

Total number COVID-19 patients in hospital in UK as of 28 March

### Deaths

**Newcastle residents**

<b>7 days to 11 March</b>	
Total	39
Cause: COVID-19	1
<b>7 days to 4 March</b>	
Total	29
Cause: COVID-19	1