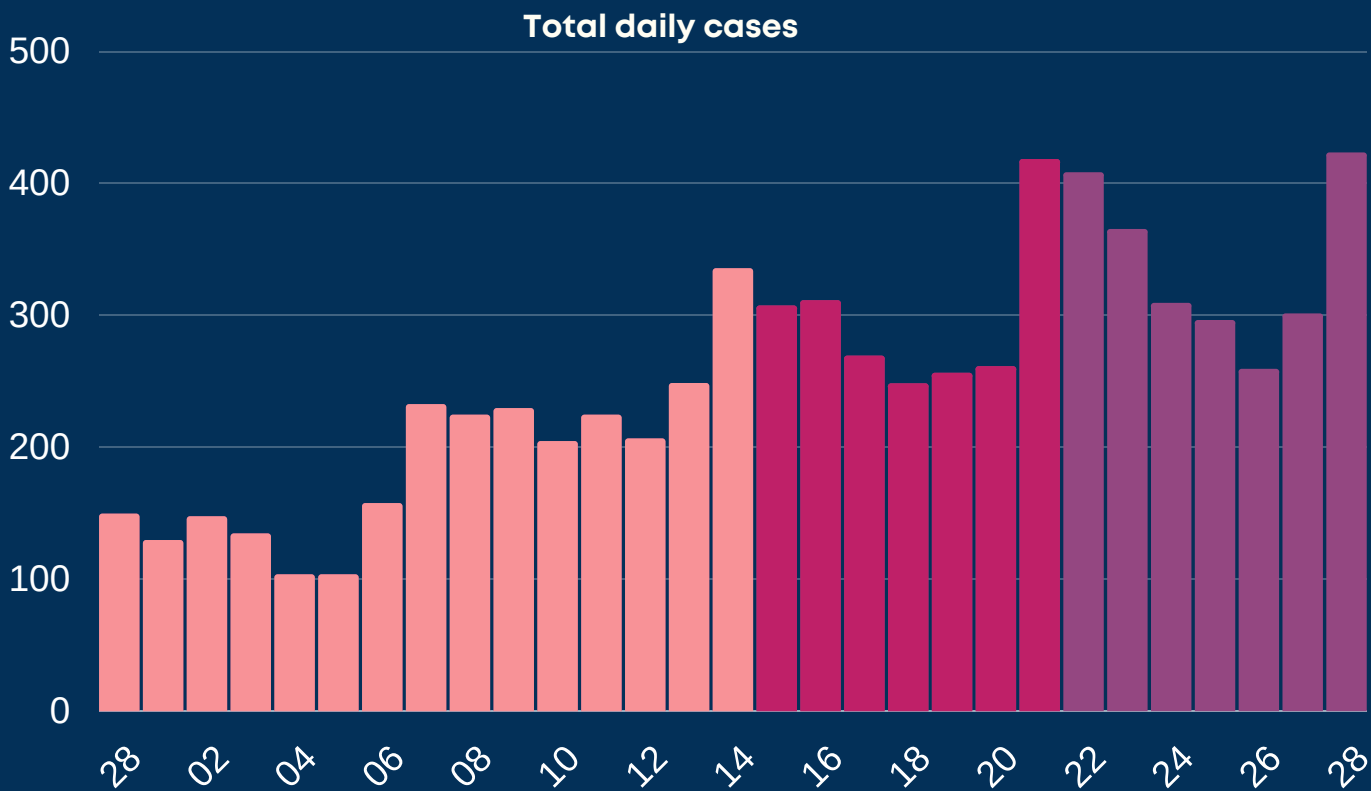




# Newcastle COVID cases



February - March

Figures based on provisional data

Thursday 31 March 2022

**↑** New cases in last 7 days **2354**

**↑** New cases in previous 7 days **2063**

Case rate per 100,000 population

**↑** Newcastle **777**

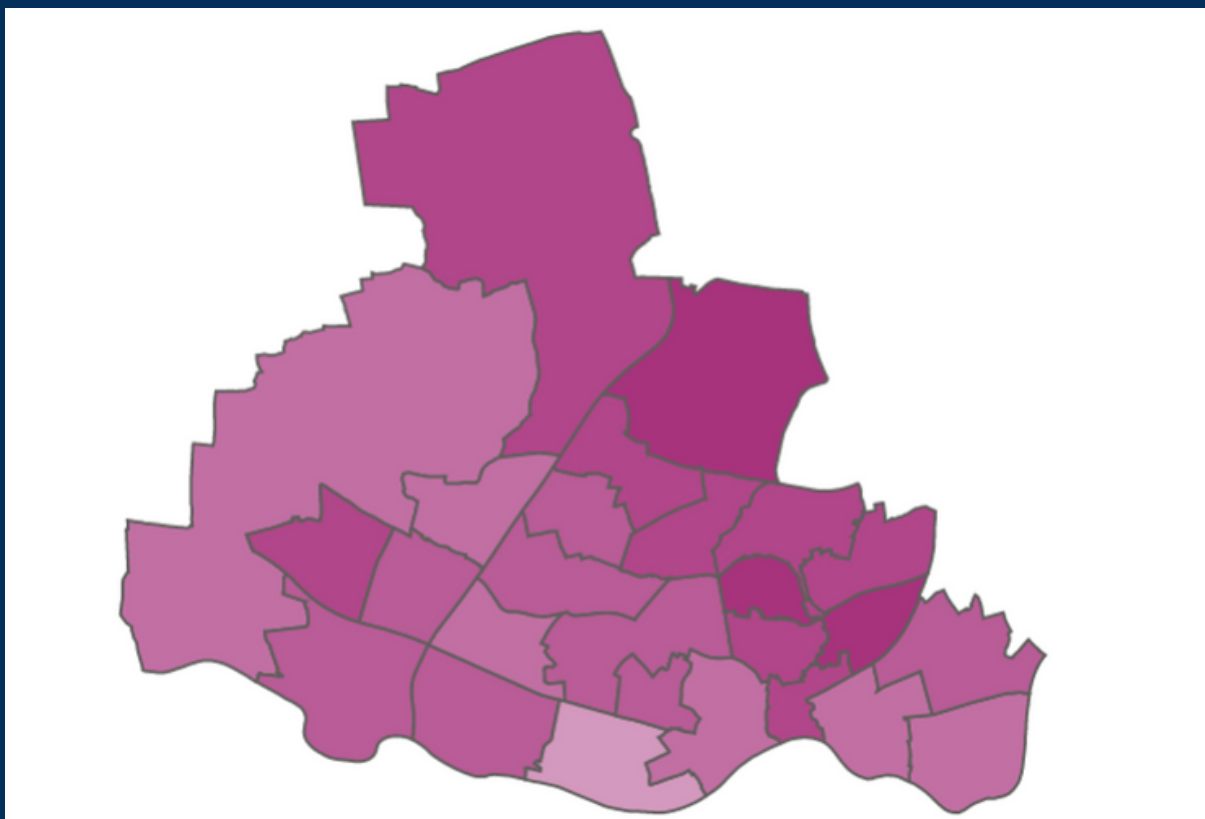
**↑** LA7 **854**

**↑** North East **812**

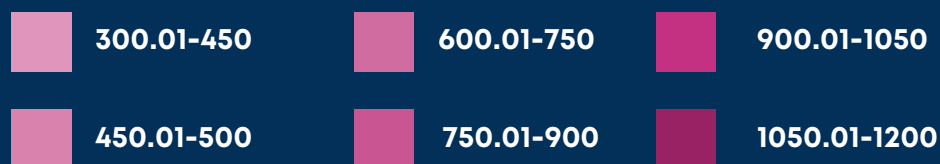
**↓** England **828**

\*arrows show whether figure is up, down or the same as the previous day. Figures are accurate at time of publishing and based on national Public Health England data.

## Case rate by ward



Map indicator Adjusted 14-day rate per 100k population to 26 March 2022



### Vaccinations

Newcastle  
29 March

First dose	223.8k
Second dose	207.9k
Booster or third dose	155.7k

### Hospital

Data (UK)

**19,387**

Total number COVID-19 patients in hospital in UK as of 29 March

### Deaths

Newcastle residents

<b>7 days to 11 March</b>	
Total	39
Cause: COVID-19	1
<b>7 days to 4 March</b>	
Total	29
Cause: COVID-19	1