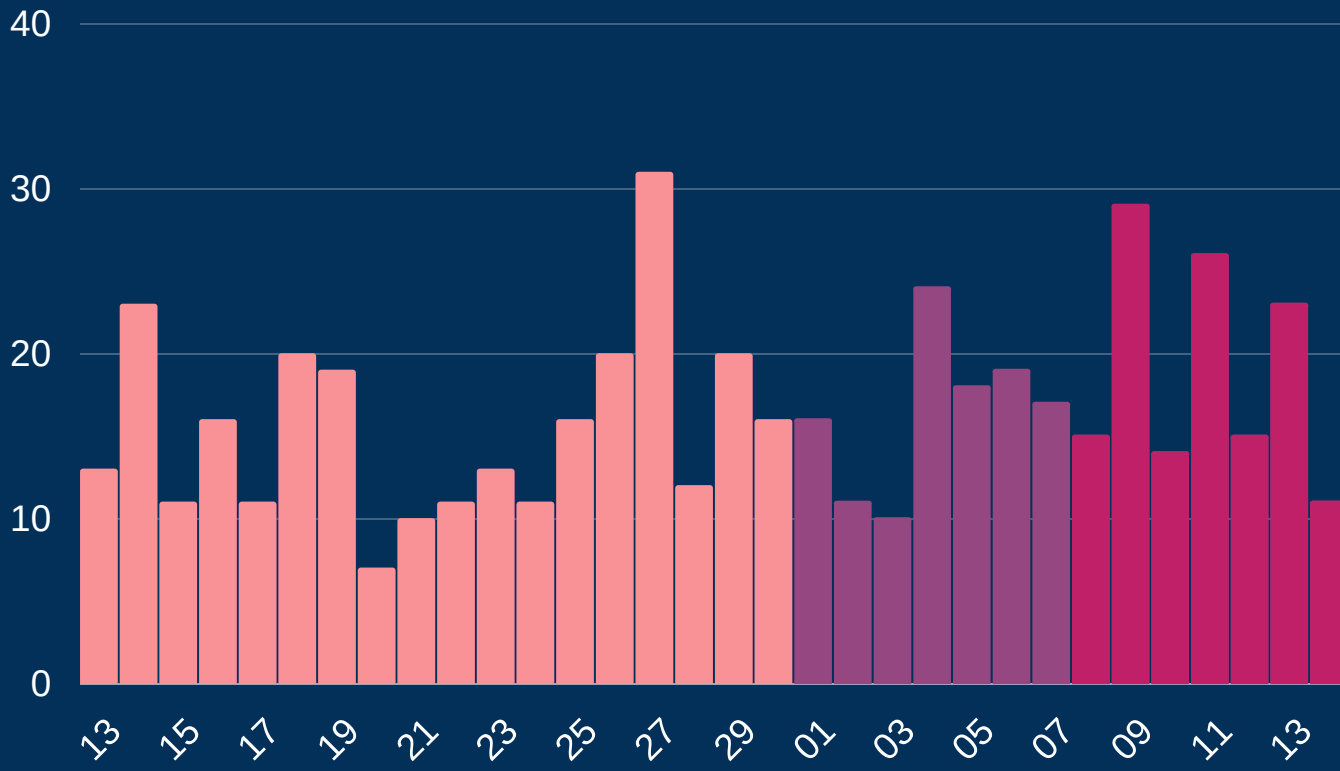




# Newcastle COVID cases

Total daily cases



April - May

Figures based on provisional data

Monday 17 May 2021

↓ New cases in last 7 days **133**

↑ New cases in previous 7 days **116**

Case rate per 100,000 population

↓ Newcastle **44**

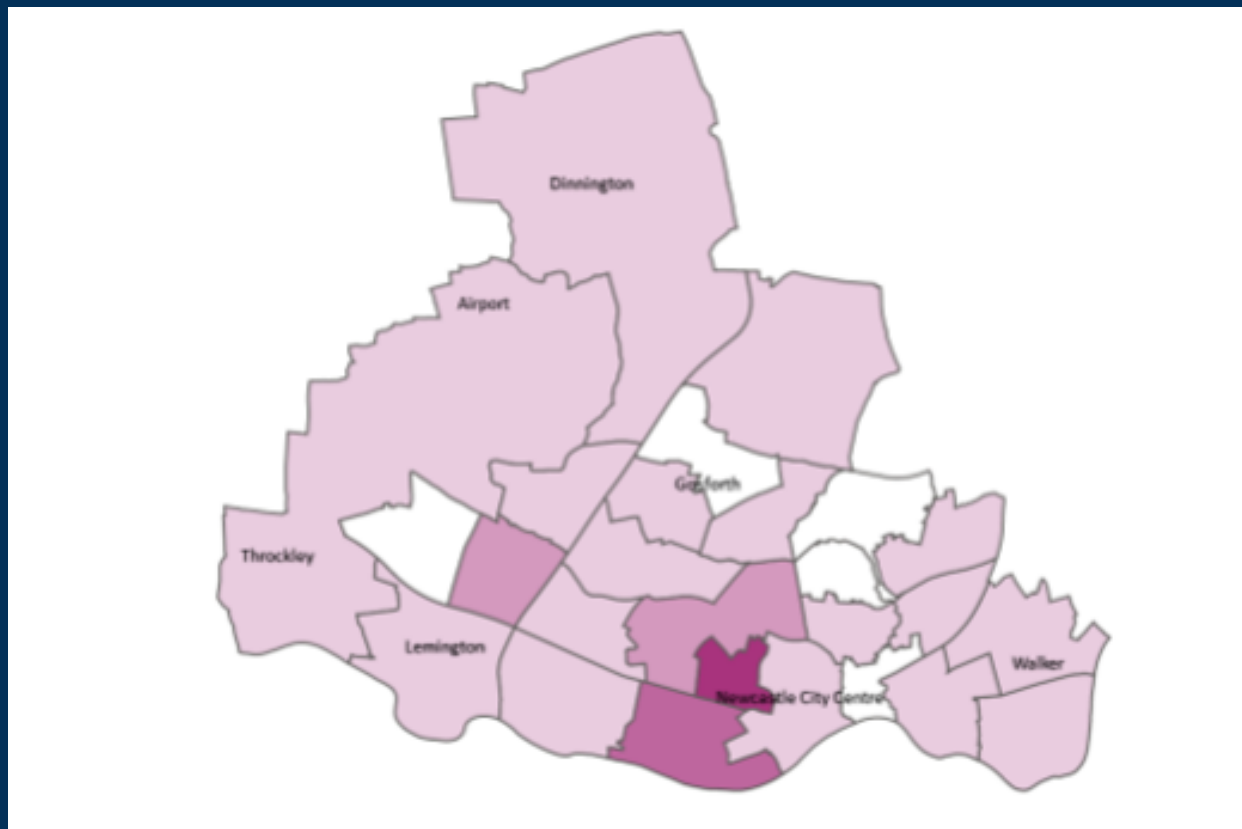
↑ LA7 **22**

↓ North East **21**

↓ England **22**

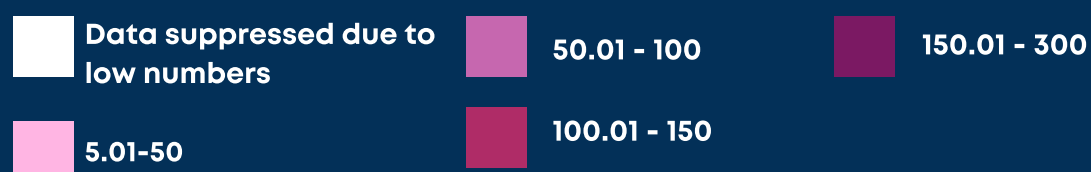
\*arrows show whether figure is up, down or the same as the previous 7 days. Figures are accurate at time of publishing and based on national Public Health England data.

## Case rate by ward



### Map indicator

Adjusted 14-day rate per 100k population to 13 May 2021



### Vaccinations

North East and Yorks total **First dose 4.81m**  
15 May **Second dose 2.71m**



### Hospital

Data (UK) **991**  
Total number COVID-19 patients in hospital in UK as of 13 May.



### Deaths

Newcastle residents

| 7 days to 30 Apr |    |
|------------------|----|
| Total            | 36 |
| Cause: COVID-19  | 0  |
| 7 days to 23 Apr |    |
| Total            | 41 |
| Cause: COVID-19  | 2  |