

# Newcastle upon Tyne Childcare Sufficiency Report 2023/2024



<b>Contents</b>	<b>Pages</b>
Introduction	<b>3</b>
Methodology	<b>3</b>
Demand	<b>4</b>
Supply	<b>7</b>
SEND specific Support	<b>13</b>
Quality and workforce	<b>15</b>
Funded entitlements	<b>18</b>
Pricing and flexibility	<b>22</b>
Conclusion	<b>23</b>
Next steps	<b>23</b>
Appendix	<b>24</b>

## Introduction

The Childcare Act 2006 (section 6)<sup>1</sup> places a duty on Local Authorities to secure, so far as is reasonably practicable, sufficient childcare to meet the requirements of parents in their area who require childcare to enable them:

- to take up or remain in work, or
- to undertake education or training which could reasonably be expected to assist them to obtain work.

Alongside this, section 11 of the Childcare Act 2006 states that Local Authorities have a duty to assess whether the childcare provision in their area is sufficient to meet demand and to keep those assessments under review which also includes reporting on holiday care, quality of provision and affordability.

From April 2024 to September 2025 a significant expansion of childcare entitlements across England for eligible working parents is being rolled out.

Pre-school free entitlements and expansion for **working parents**, from:

- April 2024 two-year-olds became eligible for 15 hours funded entitlement.
- September 2024 this extended to 15 hours funded entitlement for children aged from 9 months old.
- September 2025 this will double to 30 hours for working parents of eligible children aged from 9 months to 4 years.

In addition, Early Years Pupil Premium, deprivation funding, and Inclusion and Disability Funding is now available to eligible children aged from 9 months. DfE has also provided Capital funding to support the expansion of childcare delivery for both Private, Voluntary and Independent settings, and school-based provision.

## Methodology

This report is based on information collected by Newcastle City Council, Newcastle Child Health Information Service, Ofsted, Office of National Statistics (ONS) and the Department for Education (DfE). Its primary aim is to assess whether Newcastle, has sufficient childcare to meet the needs of the families in Newcastle.

Alongside data from the above sources, audit information has been collected from early years and childcare providers once every academic term. Key questions in each data collection remain the same with a secondary set of questions drilling down into a key area. For this academic year, the key areas of focus have been:

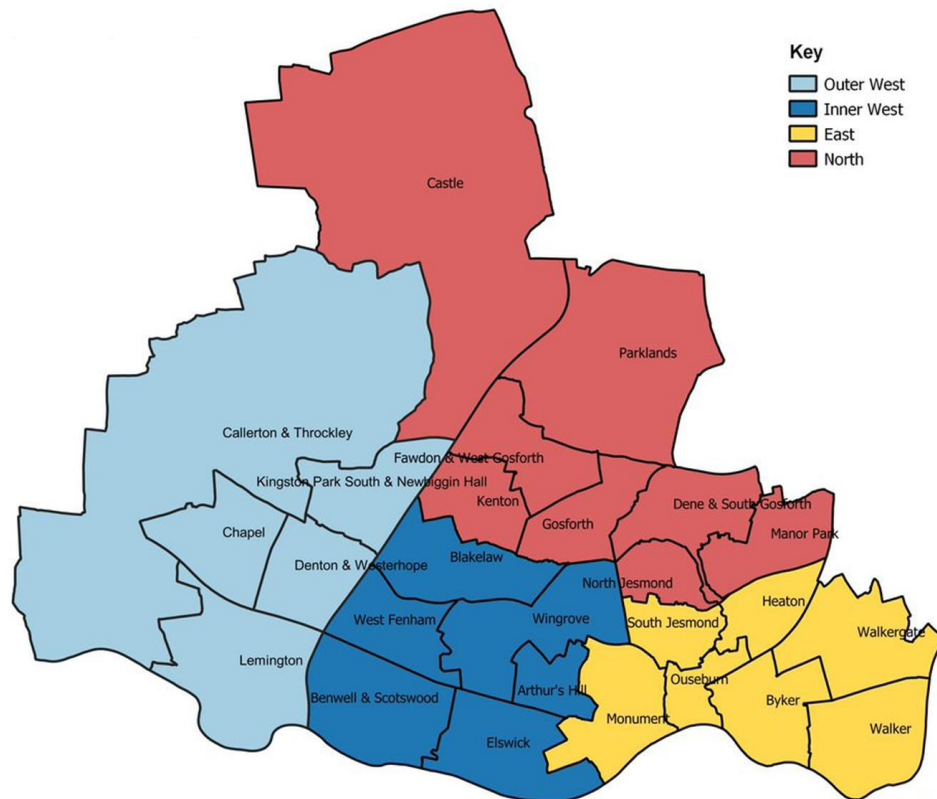
- Autumn term – New working family entitlements in early years (2-year-olds)
- Spring Term – New working family entitlements in early years (under 2's)
- Summer term – Wraparound school childcare

---

<sup>1</sup> <http://www.legislation.gov.uk/ukpga/2006/21/contents>

## Demand

### City profile



Newcastle consists of 26 wards, which are grouped into four Children and Families Newcastle (CFN) localities, as shown on the map above. The areas are as follows.

Outer West	Inner West	East	North
------------	------------	------	-------

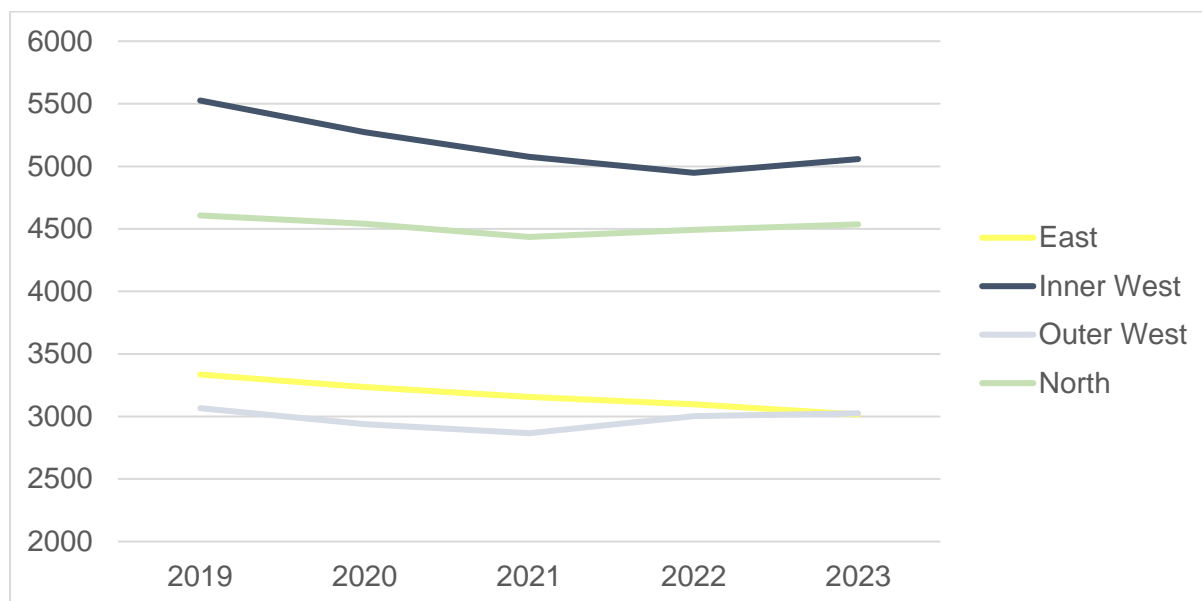
Data will be presented at CFN locality level throughout this report and a further breakdown by ward can be found in the appendix on pages 24 to 31.

### Population change.

Local GP registration data<sup>2</sup> tells us that the citywide population of children under five increased slightly (less than 1%) between 2022 to 2023. However, in 2023, the under-five population has remained approximately 900 children lower than it was in 2019.

<sup>2</sup> Newcastle City Council Informatics and Insights Team Analysis

**Figure 2:** GP registrations under 5, 2019 – 2023 by CFN Locality



Data provided by Informatics and Insights Team

Looking at GP registration data over time, by locality, shows that there has been an increase in the under 5 population in all areas except the East of the city from 2022 to 2023.

**Table 1:** 2023 Population by CFN locality, under five

Age	North	East	Inner West	Outer West	Newcastle
Under 1-year olds	821	587	1016	564	<b>2988</b>
1-year-olds	918	581	985	638	<b>3122</b>
2-year-olds	891	607	1004	607	<b>3109</b>
3-year-olds	940	645	1018	591	<b>3194</b>
4-year-olds	965	596	1034	625	<b>3220</b>
<b>Under fives</b>	<b>4535</b>	<b>3016</b>	<b>5057</b>	<b>3025</b>	<b>15633</b>

The table above shows that the under-five population split across CFN localities is as follows; 32% of under-fives live in the Inner West, 29% live in the North, 20% in the East and 19% in the Outer West.

This table also shows that the number of children in each age group broadly increases with the age of the children.

**Table 2:** 2023 Population by CFN locality, Primary school age

<b>Age</b>	<b>North</b>	<b>East</b>	<b>Inner West</b>	<b>Outer West</b>	<b>Newcastle</b>
5-year-olds	1016	683	1071	704	<b>3474</b>
6-year-olds	1069	704	1152	646	<b>3571</b>
7-year-olds	1041	694	1223	740	<b>3698</b>
8-year-olds	1088	700	1186	678	<b>3652</b>
9-year-olds	1071	682	1179	719	<b>3651</b>
10-year-olds	1103	711	1160	706	<b>3680</b>
<b>Primary school age</b>	<b>6388</b>	<b>4174</b>	<b>6971</b>	<b>4193</b>	<b>21726</b>

The table above shows that the split of primary school population across CFN localities is similar to that in the under-five population. There is also continued growth across the city in the school-age population. This had been predicted to slow by the Office for National Statistics (ONS), but the latest ONS data has shown a more recent pattern of significant growth. This is in keeping with what the authority has experienced for the last couple of years with in-year school cohort growth and also reflects recent NHS data.<sup>3</sup>

---

<sup>3</sup> Education annual report 2023

## Supply

### Providers and places – Pre-school Provision

By the end of the 2023/24 academic year there were a total of 224 providers offering 7,585 places<sup>4</sup> to children under five years old. Childminders, who can provide both full day care for children under five, and out of school care for school age children are included in this figure.

The data tables below show the number of providers and places in each CFN area, a further breakdown by ward, including maps of each locality can be found in the Appendix on pages 24 to 31.

**Table 5: Number of Providers (under-fives, including childminders) by CFN locality.**

CFN	Childminder	Day Nurseries	Pre-school playgroups	Nursery Schools and Classes	Total
East	10	14	2	18	47
Inner West	12	12	13	20	57
North	40	11	11	17	79
Outer West	18	7	4	15	44
<b>Total</b>	<b>80</b>	<b>44</b>	<b>30</b>	<b>70</b>	<b>224</b>

**Table 6: Number of Places (for under-fives, including childminders) by Children and Families Newcastle locality.**

CFN	Childminder	Day Nurseries	Pre-school playgroups	Nursery Schools and Classes	Total
East	78	1070	108	931	2187
Inner West	91	607	407	883	1988
North	282	874	378	524	2058
Outer West	135	508	106	603	1352
<b>Total</b>	<b>586</b>	<b>3059</b>	<b>999</b>	<b>2914</b>	<b>7585</b>

The overall number of providers offering childcare to under-fives has fallen by 17 since 2023. There are 19 fewer childminders, one more day nursery setting and one more nursery class in a school.

---

<sup>4</sup> Ofsted registered providers and places as of August 2023, January 2023 School Census (unpublished) and provider survey responses.

Childminders are the only provider type where numbers continue to fall, and although there has been a small increase in the number of childminder registrations there are not enough to replace those leaving the profession.

In response to this continuing trend, the Local Authority has further developed and increased the support offered to those interested in becoming a childminder. Short introductory briefing sessions are now available prior to the free childminder registration course. These sessions are delivered as group session where possible but can be delivered on a 1-1 individual basis where required. This has led to an increase in the number of people completing the registration course and more registered childminders are now starting to progress through into the sector. 30 potential childminders have attended introductory briefings and 10 have completed the registration course. Feedback is actively sought from participant to better understand and address any barriers to training.

The number of pre-school playgroups has stayed the same since 2023. Many pre-school playgroups are now offering longer hours to enable parents to take up all funded hours in one setting. There are also some providers now choosing to care for younger children.

The number of day nurseries has increased by one in the Inner West of the city. In addition to this, three new providers are expected to open in Autumn 2024, and some providers are planning to expand in 2024/25. This means that although there are 157 fewer places available for children under five than there were last year, planning of new provision and expansion should lead to an increase in places in 2024/25.

As stated in the 2023/24 report, one school in the North of the city has opened a new nursery provision offering an additional 26 places.

**Key Findings:**

- **In year, the number of childminders has decreased however there has been an increase in new registrations compared with the last few years.**
- **The number of pre-school playgroups has stayed the same however the offer in terms of times and ages is expanding.**

## Providers and places – Out of school and holiday care

By the end of the 2023/24 academic year there were a total of 85 providers offering 4,908 before school places, 70 providers offering 2,418 after school places and 24 providers offering 1,012 holiday club places. This serves the nine first schools, 63 primary schools, four middle schools, one through school and five independent schools with primary age children. These figures do not include childcare offered by childminders (see above) or childcare that is not registered with Ofsted, for example provision for children over eight or nannies.

**Table 6: Number of Private, Voluntary and Independent (PVI) Out of School Care Providers by CFN locality**

CFN	Before School	After School	Holiday Club
East	4	4	3
Inner West	2	2	2
North	6	11	5
Outer West	7	7	6
<b>Total</b>	<b>19</b>	<b>24</b>	<b>16</b>

**Table 7: Number of PVI Out of School Care Places by CFN locality**

CFN	Before School	After School	Holiday Club
East	213	213	183
Inner West	64	64	108
North	381	564	294
Outer West	226	226	173
<b>Total</b>	<b>884</b>	<b>1097</b>	<b>758</b>

**Table 8: Number of School run Out of School Care Providers by CFN locality**

CFN	Before School	After School	Holiday Club
East	19	14	3
Inner West	18	9	4
North	17	14	1
Outer West	12	9	0
<b>Total</b>	<b>66</b>	<b>46</b>	<b>8</b>

**Table 9: Number of School run Out of School Care Places by CFN locality**

<b>CFN</b>	<b>Before School</b>	<b>After School</b>	<b>Holiday Club</b>
East	926	260	84
Inner West	1515	130	120
North	1036	652	50
Outer West	547	279	0
<b>Total</b>	<b>4024</b>	<b>1321</b>	<b>254</b>

Due to the [Wraparound Childcare Programme](#), more detailed data is now held about out of school club provision. This means it is possible to report on 'Full wraparound' and 'Partial wraparound' at individual school level.

- 'Full wraparound' – which means, from 8am before school and until 6pm after school (or equivalent, for example 7:30am to 5:30pm)
- Partial wraparound – meaning, does not offer 10 hours in total including the school day.

For some schools in the city the wraparound offer is delivered by a combination of providers, for example a school run breakfast club, and a PVI run afterschool club. In some cases, more than one provider offers care to the same school, and some providers offer care to multiple schools.

Of the 77 state funded schools with primary school age children, 38 (49%) offer full wraparound, 12 offer partial wraparound that includes a paid for childcare element, and 27 have a free offer but not paid for, childcare element.

Where the offer is free, and demand for full wraparound is low, the focus is not usually childcare. In these cases, the focus is more likely to be around supporting children's overall wellbeing.

Within school run out of school clubs many of the before school clubs (53%) are free or allow some children to attend free of charge. This means that while these clubs do offer childcare, the focus of over half the school run breakfast clubs is to provide food to children from families on low incomes. It is important to keep this in mind when considering demand for places and occupancy in these clubs as childcare need is likely to be less of a factor than the free food offer.

Looking at afterschool clubs in the same schools, 59% don't offer afterschool childcare, and of the ones that do, only 17% offer full wraparound. This further demonstrates that for these schools, childcare is not the primary focus.

As part of the wraparound programme, schools and PVI providers will have the opportunity to apply for funding to create new or expand the out of school club offer. Expansion could be to increase the number of places offered, extend the opening times to meet the full wraparound definition or both.

To prepare for this the EYSS team have:

- Facilitated briefings and information sharing sessions with providers. There have been group sessions, and individual sessions offered to those who have expressed an interest and site visits to support exploring considerations have taken place where required.
- Collated school level information on the current offer, take up, capacity to expand, indicators of future demand, potential barriers to expansion.

This planning will allow for school centred, sustainable, high-quality provision to be developed in the areas that need them most.

## Occupancy

Providers were asked to identify which statement best described their occupancy across the academic year 2023/24. In each term providers were asked to report if their setting was:

- under 25% occupied
- 25% -50% occupied
- 50% - 75% occupied
- 75% - 100% occupied
- Full or oversubscribed.

Occupancy in early years increases across the academic year as more children become eligible for funded early education and childcare. In nursery classes and schools, 78% reported occupancy of 75% or over in the autumn term increasing to 88% by the summer term. In the PVI daycare sector (including pre-school playgroup and day nurseries) 64% reported occupancy of 75% or over in the autumn term increasing to 84% by the summer term.

Some school nurseries and classes have reported lower take up in early years in this academic year compared to last, this might be due to the decline in the 0-5 population seen over recent years.

20 day nurseries (45%) and 15 pre-school playgroups (50%) reported occupancy of 75% or over consistently across the academic year. This may suggest parents may not be able to get a place on their preferred days or at their preferred times at these settings. This does however also mean that there are places available in over 50% of settings.

Of the childminders who care for children under-five, 69% said their occupancy was 75% or over in the summer term. This again means that although some are consistently busy, there is some availability in all areas of the city.

In the out of school club sector, where full wraparound is offered 24 schools have after-school clubs with occupancy of 75% or more. This means that in these schools, parents might struggle to get a place on their preferred days. The wraparound programme will need to focus resource into these schools where possible.

There are some childminders in every area who said they offered wraparound care to school age children and had occupancy rates of less than 75% in the summer term. This means that there is some capacity in every area, however there are a small number of schools where out of school clubs are very busy, and there are no childminders available.

**Key Findings:**

- **Over 50% of PVI early years settings report some occupancy of less than 75% during the academic year 2024/25.**
- **There are childminders in every area that have capacity to take on new children in the summer (busiest) term.**

## **SEND Specific Supply**

**Schools:** There are two special schools in Newcastle with early years provision, places in the nursery of both schools are accessed by referral only. A further 13 primary or first schools have at least one SEN specialism.

### **Early years inclusion fund**

Newcastle's Early Years Inclusion Fund (EYIF) is jointly funded from Early Years and High Needs budgets. Funding and support are available for settings to help meet the needs of children with additional emerging needs as well as high needs, promoting both early identification and intervention. Each application is assessed individually, and appropriate (often bespoke) support is offered. Support is given to meet both the needs of the child and the needs of the provider in order to plan and deliver each child's tailored programme. This can take the form of support from staff resources, equipment, training, or funding for higher staff ratios. The emphasis is always on supporting provisions to offer a whole setting approach to the inclusion of individual children. There has been a noticeable improvement in the quality of Early Years Inclusion Fund applications.

Prior to 2024, EYIF was provided for eligible three and four years olds (although in Newcastle some disadvantaged two-year-olds were supported) following the expansion of early years funding to eligible children from 9-months, the Inclusion Fund and Disability Access Fund now covers all eligible children from 9 months instead of only those children aged from three years.

Where Inclusion Worker or Nursery Nurse time is allocated, these specialists will not only provide direct support to children, but also model high quality inclusive practice with the aim of up-skilling staff in the setting to ensure the provision is able to meet individual needs.

Support for Early Years SENCOs is under constant review, some examples of recent changes are:

- The 'Universally Available Guidance for Early Years Settings' has been reviewed and evidence of its use is being seen in practice.
- The Early Years Assessment Screen has been re-written and can now be used as a developmental tracking tool.
- The new SEN Support Plan is being used widely now and the quality is improving significantly.
- EY Descriptors of Need have been co-produced with SENCOs and these can be used to support practitioners with their EYIF applications.
- The Level 3 Early Years SENCO Award was delivered in 2021/22 and sixteen SENCO are now accredited. Professionals visiting settings where SENCO have gained the award have noticed a significant positive impact in the quality of SEN provision. The 2023 course is ongoing.

The numbers of children supported through the Early Years Inclusion Funding by academic year are:

- 2019-20 - 271
- 2020-21 – 258
- 2021-22 - 267
- 2022-23 – 373
- 2023-24 - 377

### **The Local Offer**

The local offer is under continuous review and development, however some key changes over the last year include:

- Most services have created talking head videos to explain what they can offer families.
- 'What is new on the local offer' bulletin each month.
- A dedicated resource for maintaining and updating the local offer and a network of local offer champions.

A review of the structure is being carried out so that it is easier for users to find information. This new improved structure will be embedded into the Children and Families Newcastle website in the early part of the academic year 2024 to 2025.

## Quality and workforce

### Ofsted Grades and setting support

**Table 12: Ofsted grade by provider type** (Providers who have not been inspected have been removed)

	<b>Good or better 2024</b>	<b>Good or better 2023</b>	<b>Good or better 2022</b>	<b>Good or better 2021</b>
Childminder	99%	98%	94%	96%
Full day care	100%	100%	98%	100%
Out of school clubs	100%	100%	100%	100%
Pre-school playgroups	100%	96%	97%	97%
Schools	94%	93%	93%	94%
<b>Total</b>	<b>98%</b>	<b>97%</b>	<b>95%</b>	<b>96%</b>

NB: This data does not include providers awaiting their first inspection i.e. those within 30 months of opening.

The overall percentage of providers rated good or better has increased again since the last report. By the end of the academic year 2023/24, 98% of all providers and 100% of PVI setting based providers were rated good or better.

In the PVI sector the EYSS team have continued with a robust structure of support. This has meant that all providers who received a support visit prior to inspection received a good or better judgment at inspection.

Support offered by the EYSS team includes:

- Annual quality assurance visits to all settings. Specific focus on curriculum, teaching and learning and leadership and management.
- Individual support to settings before an inspection to work through any concerns or development needed to help raise the standards. This support is offered to all settings due to be inspected and is delivered in the setting.
- Support for providers with a less than good Ofsted judgement. This support begins with a visit to the provider to talk through their experience, setting observations and concerns. From there an individual action plan is developed and put in place centred on the inspection recommendations. A team around the setting (TAS) is brought together with all professionals linked to the setting to ensure the provider gets the appropriate support needed to help to improve their Ofsted judgement. The team offers continuous support to all providers with less than good judgements.
- Individual support for newly established settings across the city. The EYSS team visits new settings and develops a bespoke package of support, delivered to managers and their teams to help them prepare for their first inspection.
- The delivery of the DfE's experts and mentor programme which was part of the Covid recovery package available for providers. Within the programme settings, were able to access bespoke support from an Expert and a Mentor.

Support was provided in person and virtually for a term. The Expert/Mentor worked with the setting on an area they identified for improvement or change.

- A training programme is offered to all early year's providers. This covers all aspects of early years development and management, for example Leadership and Management and Child Development. This training supports managers and practitioners with their continuous personal development to improve the delivery of quality care. Where issues and concerns are identified bespoke training and support is delivered to individual providers to support their needs and development.
- Early Years Networks. The EYSS works closely with the School Effectiveness. They meet regularly with PVI providers and cover topics such as communication, personal and social development, and physical development. These meetings are an opportunity for the sector to come together to discuss issues and provide support and advice to each other.
- Childminder Networks are held termly across all localities to encourage childminders to come together to meet other childminders, develop opportunities for peer support and enjoy fun group sessions with their children. The session aims to share good practice and help to develop childminders continuous professional development around delivery of the EYFS. It is also an opportunity for childminders to find out all relevant information around quality childcare, safeguarding and updates from Ofsted.

**Key Finding:**

- **100% of PVI setting-based provision are rated as good or better by Ofsted.**
- **The percentage of early years and childcare providers who are rated as good or better has increased for the third year running to 98%.**

### **Staff Recruitment and Financial incentive**

The proportion of providers reporting recruitment issues remains high. Providers have said this is due to low rates of pay in early years and childcare, despite staff needing to have a recognised qualification to work in early years.

Newcastle City Council was selected as one of the eligible local authorities to be part of the Department for Education's Financial Incentive pilot. The pilot's aim is to help childcare providers in Newcastle upon Tyne attract staff and fill vacancies. This is done by paying an incentive payment of £1,000 (after Tax and National Insurance contributions) to eligible individuals who take up a position with them. Eligible individuals must be:

- New to a career in early years,
- Returning to a career in early years (has not worked in childcare for at least 6 months),
- Position is permanent but it can be full or part time,
- Be working directly with children for at least 70% of their working day.

The pilot is delivered between April 2024 and December 2024. Current interest suggests around 15 staff will benefit.

## Funded entitlements

In April 2023 the government announced an expansion of early years places for working parents of babies and children from 9 months until school age, to be rolled out in phases between April 2024 and September 2025, in addition to expanding disadvantaged and inclusion funding to eligible children from 9 months. It is estimated that the government funding for early years places will more than double by 2026.

<b>Before April</b>	✓ All three-and-fours year olds: 15 hours (working parents 30 hours) ✓ Disadvantaged two-year-olds: 15 hours (approx. 27%)
<b>April 2024</b>	✓ In addition: Working parents* of two-year-olds: 15 hours
<b>Sept 2024</b>	✓ In addition: Working parents* of nine-months: 15 hours
<b>Sept 2025:</b>	✓ Working parents* of nine-months to five (school age): 30 hours

In Summer 2024 [two-year-olds of working parents](#) were able to access 15 hours of free childcare for the first time. This was the first step toward working parents having access to 30 hours of free early education and childcare for their child, from the end of paid maternity leave (9 months old), until the child starts reception in school.

To prepare for this first phase the EYSS team developed a strategy to ensure the sector is supported to understand requirements and offer these places, including support for expansion. And to ensure parents understand the new criteria through communication with professionals, early years providers and parents. This has included:

- Producing a new '[Ollie \(Funded childcare\) brochure](#)' distributed out to all relevant parties, including providers, libraries, family hubs, health visitors and NAPI baby groups.
- Clear up-to-date information on the [Children and Families Newcastle website](#).
- Regular briefing and communication with the early years sector and wider partners.
- Local parent engagement sessions
- Information shared via health visiting, midwifery, and registrars (birth registration).

The EYSS Team continue to work to fully measure and understand supply of provision and demand (especially as these entitlements change and rollout) this includes collating information as part of our Childcare Sufficiency duty, additional termly data from providers, take up rates, and supply and demand data and estimates from DFE.

The working parent entitlement eligibility is linked to successful application for a code (WPE code) with key cut off dates for eligibility. These codes if applied for in time must be validated online by providers so they can claim for the correct term the correct hours for eligible children.

Newcastle is pleased to report significant success in the rollout of the new working parent entitlements that began this April. Newcastle has consistently had some of the highest validation rates in the country (during the summer we were second place in England) which appears to evidence our processes work and there is sufficient provision.

For the new WPE for two-year-olds for Summer term 2024 there were 1016 eligible children more than 10% higher than government estimates.

For Autumn 2024 (not covered by this report) WPE for children from 9 months the predicted number of funded places is 1168, significantly higher (47%) than 795 families estimated.

### **Two-year-old disadvantaged entitlement**

The table below shows that take up of two-year-old early education and childcare funded entitlement, for disadvantaged families remains high.

**Table 13: annual take up rates for two-year-old disadvantage funding.**

Year	Newcastle Take-up	National Average	% above the national average
2024	90%	74%	15%
2023	88%	74%	14%
2022	85%	72%	13%
2021	72%	62%	10%
2020	81%	69%	12%
2019	85%	68%	17%

Once again, the take up rate for two-year-old disadvantage funding has increased in Newcastle to 90% and remains well above the national average. The high take up for disadvantaged two-year-olds in Spring 2024, and the high take up and validation rate for working parent two-year-olds could suggest that there is sufficient places for this cohort.

### Three-and-four-year-old entitlement

**Table 14: take up rates for three-and-four-olds funded entitlement**

Year	Newcastle Take-up	National Average	% above the national average
2024	94%	94%	0
2023	93%	94%	-1%
2022	94%	92%	2%
2021	92%	90%	2%
2020	96%	93%	3%
2019	96%	93%	3%

In the 2023 report it was reported that fall in take-up for three-and-four-year-olds might be due to artificially high population data used in the national calculations. As the take up rate has returned to the 2022 level it is likely that this prediction was correct.

Take-up rates for three-and-four-year-olds remains in line with the national average.

#### Key Findings:

- Take-up of disadvantaged two-year-olds entitlement is higher than last year and higher than the national average.
- Take-up of working family entitlement is higher than predicted by DFE.

This indicates that parents can find a childcare place where and when they want one.

**Table 15: Number of two-year-olds accessing a funded early education and childcare place**

CFN Locality	Autumn 24	Spring 24	Summer 24		Total
	2YO D	2YO D	2YO D	2YO WPE	
East	263	246	240	102	342
Inner West	378	346	321	179	500
North	113	120	104	384	488
Outer West	190	209	180	215	395
OOA	56	42	33	143	176
City Wide	1005	963	878	1023	1901

#### Key:

OOA – Out of area

2YO D – Two-year-old offer (Disadvantaged)

2YO WPE - Two-year-old (Working Parent Entitlement)

The table above shows the number of two-year-olds (disadvantaged) accessing a funded early education and childcare place reduces term on term. This is a consistent pattern year on year and doesn't impact overall take up. As demand for places increases due to the increase in funding available it will be important to monitor this reduction to ensure that those parents that want a place can find one.

Of the two-year-olds accessing working parent entitlement for the first time, 10% live in the East, 17% in the Inner West, 38% in the North and 21% in the Outer West. 14% access a place in Newcastle but live in another local authority.

The high proportion of two-year-olds accessing a funded place who live in another authority supports the long-held theory that parents of younger children tend to choose childcare close to where they work, rather than close to where they live.

**Table 16: Number of three-and-four-year-olds accessing a funded early education and childcare place**

CFN Locality	Autumn 24		Spring 24		Summer 24	
	3-4YO (15 hr)	3-4YO (30 hr)	3-4YO (15 hr)	3-4YO (30 hr)	3-4YO (15 hr)	3-4YO (30 hr)
East	388	221	474	294	549	338
Inner West	685	241	878	335	991	375
North	404	462	485	637	537	745
Outer West	302	283	364	373	416	434
OOA	142	136	128	165	125	182
<b>City Wide</b>	<b>1923</b>	<b>1343</b>	<b>2329</b>	<b>1804</b>	<b>2618</b>	<b>2074</b>

**Key:**

OOA – Out of area

3-4YO (15hr) – Three-and-four-year-old, universal offer (15 hours)

2YO WPE - Three-and-four-year-old, working parent entitlement (30 hours)

The number of children accessing a funded place when they are three or four increases term on term. This is true for both the universal offer and the working parent entitlement.

The North of the city is the only area where more children access the working parent entitlement than access the universal offer alone, every term.

Additional data can be found in the appendix.

## Pricing and flexibility

Childminders remain the most flexible in terms of opening times, some are open from 6:30am and some remain open until 7pm. Six are registered to operate at weekends and nine are registered to care for children overnight. In addition, two Day Nurseries are registered for weekend care, and one is registered for overnight care. That said, most early years and childcare places are offered between 8am and 6pm Monday to Friday.

As demand for childcare changes the offer from providers also changes, for example, there are now very few traditional pre-school playgroups offering sessional care, term time only. Only six providers now offer fewer than six hours continuous care per day. It is expected that this trend to continue as the number of funded hours increases and the age at which children can access funding lowers.

Changes to opening hours and age range to meet the needs of working parents are necessary and it's positive to see the sector flex to meet this changing need. It is however also important to remember that some children will not be eligible for the working parent entitlements. Some families will not be eligible for any funding when a child is two, others will be eligible for 15 hours only. Similarly, some three-and-four-year-olds from families who are not eligible for working parent entitlements will get 15 hours and not 30 hours. It is therefore also important to ensure that these families can access an early education place that meets their needs.

Careful consideration and planning will need to be given to delivery patterns moving forward to ensure that families access 15 hours are not inadvertently disadvantaged as move children become eligible for 30 hours. For example, ensuring that children can access regular shorter sessions, rather than one or two longer session per week. This allows for children to be seen more regularly, prepare of their next steps and establish a routine.

### Costs:

- Pre-school playgroups average hourly rate is £5.33.
- Day nursery costs are usually calculated in full day or weeks, and sometimes by the age of the child:
  - The average full day cost for a child under two is £65.21 as most day nurseries are open for 10 hours per day, this equates to an average hourly rate of £6.52.
  - The average full day cost for a child two years old is £62.51, or £6.25 as an hourly rate.
  - The average full day cost for a child under two is £60.81 or £6.08 as an hourly rate.
- PVI breakfast club average hourly rate is £4.23, and school run clubs (excluding free clubs) is £3.96.
- After school club hourly rate in the PVI sector is £5.04 and £4.29 for school run clubs.

It is worth noting that additional charges for items such as, food, nappies and trips are not always included in the hourly rate. This means that the true hourly rate for some providers could be higher.

## Conclusion

This report illustrates that Newcastle as a city, continues to have sufficient, childcare to meet the needs of families living and working in Newcastle. The childcare that is available is of good or better than good quality. This has been demonstrated through key findings throughout this report.

While the city as a whole, has capacity within the existing market, childcare in some areas is consistently busy and parents are sometimes unable to access childcare in their local community. As an example, there are two wards in Newcastle where the number of children who are eligible for a working family funded place is significantly higher than the number of places on offer.

Changes to funded entitlements mean that there is more demand than ever for places for children under two. This is potentially problematic because:

- 50% of early years providers don't currently care for under twos.
- The staff ratio for under twos is higher, and staff recruitment is difficult.
- Growth in demand, in some cases, is in the areas of the city that are already at capacity, meaning that some families may have to travel.

In the out of school club sector, some schools don't have full wraparound and some full wraparound is at capacity. This again means that for some parents finding the childcare they need can be tricky. That said, it is extremely rare for parents to contact the local authority because they are unable to find the childcare they need.

Newcastle City Council remains strongly committed to ensuring that parents can find good quality childcare that meets their needs. As the funding to support the cost of childcare increases more parents will take up childcare. The EYSS team will continue to support the early years and childcare sector to meet this growing demand.

## Next steps

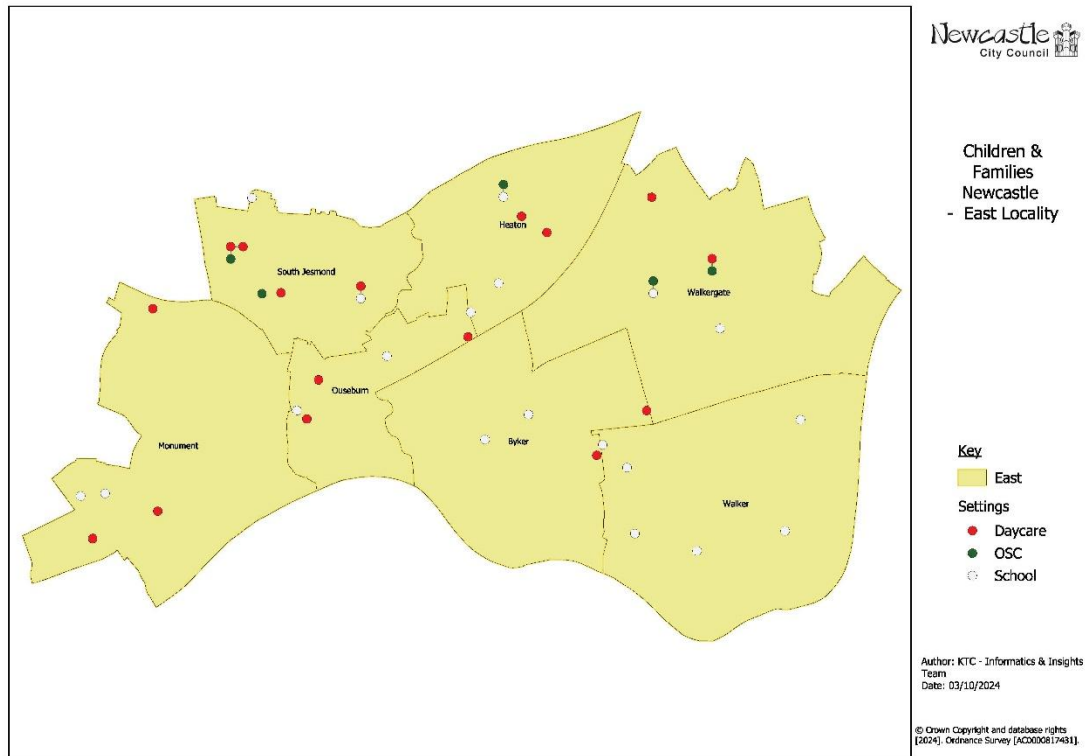
In the 2024/25 academic year, planning and implementation of both new early years entitlements and the wraparound childcare programme will continue. Work to support this will sit alongside more recent announcements about capital for early years delivery in schools, and breakfast clubs in all primary schools. The EYSS team will pay close attention to:

- Supporting new provision to open in identified areas of need.
- Supporting existing providers to expand in identified areas of need.
- The availability of places for children aged two and under, to ensure there are sufficient places to meet the growing need.
- changes in delivery patterns, ensuring that they meet the needs of all families, not just those accessing more hours.
- The true cost of childcare to parents, to including additional costs and charges.

## Appendix

Data in this section is presented by Ward and broken up into Children and Families Newcastle Locality.

### EAST



### GP Population data - October 2023

Ward	Under 1	1-year-olds	2-year-olds	3-year-olds	4-year-olds
Byker	148	159	114	155	162
Heaton	76	66	70	81	58
Monument	37	36	36	42	34
Ouseburn	52	46	45	44	43
South Jesmond	45	26	32	27	24
Walker	119	147	159	160	163
Walkergate	110	101	121	136	112
<b>Total</b>	<b>587</b>	<b>581</b>	<b>607</b>	<b>645</b>	<b>596</b>

Provider by Informatics and Insights NCC

**Providers - Under-fives including, Childminders.**

Ward	Childminder	Day Care	Nursery Schools & Classes	Total
Byker	1	2	2	5
Heaton	1	2	3	6
Monument		3	2	5
Ouseburn	1	3	2	6
South Jesmond		4	4	8
Walker	5		6	11
Walkergate	2	2	2	6
<b>Total</b>	<b>10</b>	<b>16</b>	<b>21</b>	<b>47</b>

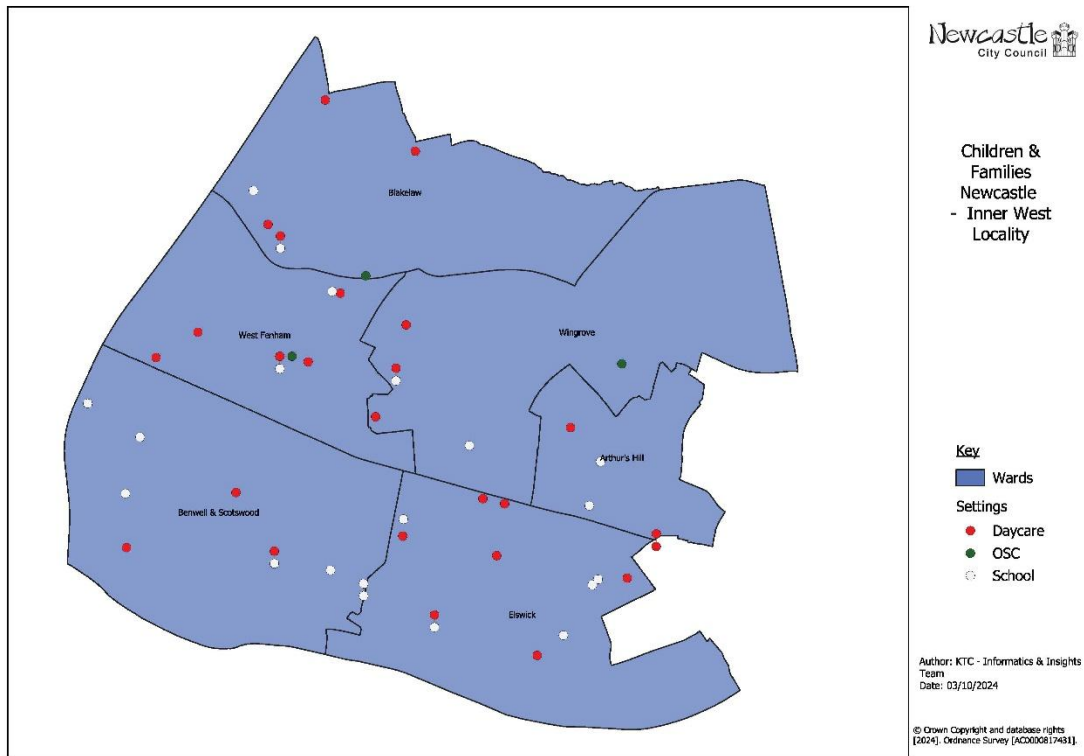
**Places - Under-fives, including Childminders**

Ward	Childminder	Day Nursery	Nursery Schools & Classes	Total
Byker	6	118	106	230
Heaton	6	178	112	296
Monument		312	47	359
Ouseburn	6	200	59	265
South Jesmond		287	96	383
Walker	48		446	494
Walkergate	12	83	65	160
<b>Total</b>	<b>78</b>	<b>1178</b>	<b>931</b>	<b>2187</b>

**Number of children Accessing a Funded Early Education and Childcare Place (Summer 2024)**

Ward	2-year-old (D)	2-year-old (WPE)	3-4-year-old (15 hours)	3-4-year-old (30 hours)	Total
Byker	66	11	178	41	296
Heaton	5	27	44	68	144
Monument	12	3	47	12	74
Ouseburn	17	14	38	32	101
South Jesmond	2	12	20	19	53
Walker	101	10	158	78	347
Walkergate	37	25	64	88	214
<b>Total</b>	<b>240</b>	<b>102</b>	<b>549</b>	<b>338</b>	<b>1229</b>

## Inner West



## GP Population data - October 2023

Ward	Under 1	1-year-olds	2-year-olds	3-year-olds	4-year-olds
Arthur's Hill	124	108	107	128	121
Benwell & Scotswood	183	185	173	169	163
Blakelaw	149	138	134	172	157
Elswick	277	261	267	250	278
West Fenham	125	139	141	128	143
Wingrove	158	154	182	171	172
<b>Total</b>	<b>1016</b>	<b>985</b>	<b>1004</b>	<b>1018</b>	<b>1034</b>

### Providers - Under-fives including, Childminders

Ward	Childminders	Daycare	Nursery Schools & Classes	Total
Arthur's Hill	2	3	2	7
Benwell & Scotswood	2	3	8	13
Blakelaw	3	4	2	9
Elswick		7	5	12
West Fenham	3	5	2	10
Wingrove	2	3	3	8
<b>Total</b>	<b>12</b>	<b>25</b>	<b>22</b>	<b>59</b>

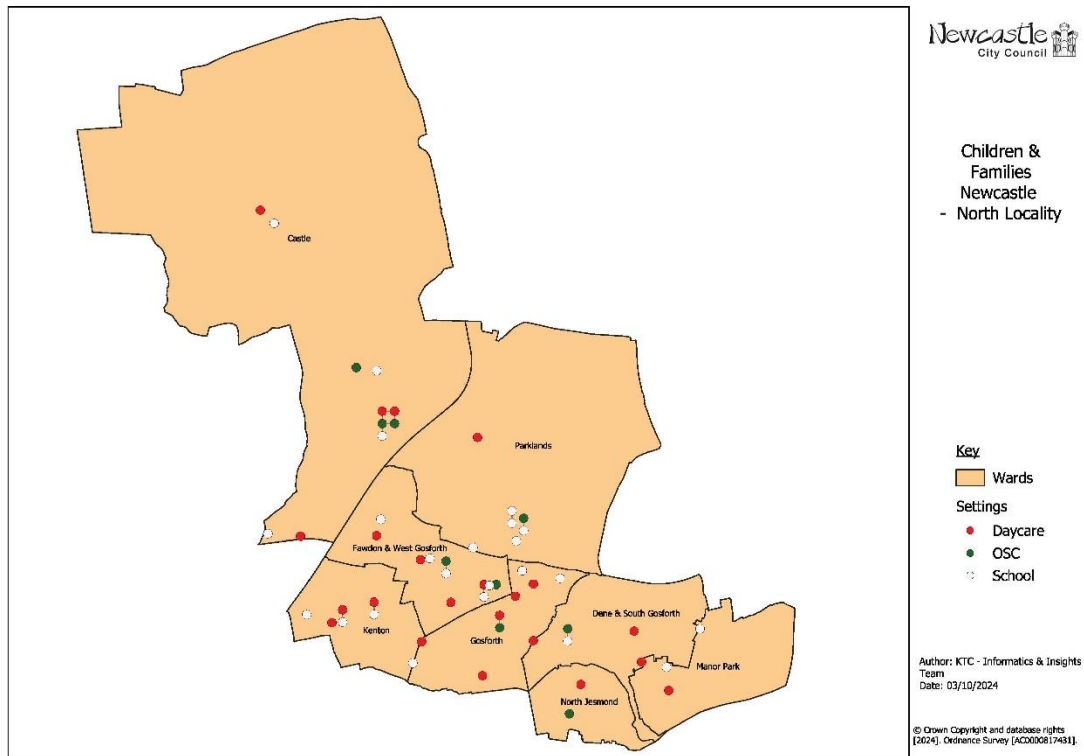
### Places - Under-fives, including Childminders

Ward	Childminders	Daycare	Nursery Schools & Classes	Total
Arthur's Hill	18	64	90	172
Benwell & Scotswood	18	120	279	417
Blakelaw	25	177	62	264
Elswick		331	266	597
West Fenham	18	167	78	263
Wingrove	12	155	108	275
<b>Total</b>	<b>91</b>	<b>1014</b>	<b>883</b>	<b>1988</b>

### Number of children Accessing a Funded Early Education and Childcare Place (Summer 2024)

Ward	2-year old (D)	2-year old (WPE)	3-4-year old (15 hours)	3-4-year old (30 hours)	Total
Arthur's Hill	36	4	150	17	207
Benwell & Scotswood	53	44	138	80	315
Blakelaw	51	46	142	77	316
Elswick	101	15	303	28	447
West Fenham	41	34	109	102	286
Wingrove	39	36	149	71	295
<b>Total</b>	<b>321</b>	<b>179</b>	<b>991</b>	<b>375</b>	<b>1866</b>

## North



## GP Population data - October 2023

Ward	Under 1	1-year-olds	2-year-olds	3-year-olds	4-year-olds
Castle	230	267	235	268	261
Dene & South Gosforth	91	103	96	121	105
Fawdon & West Gosforth	68	105	88	102	101
Gosforth	86	88	88	98	102
Kenton	129	131	135	127	121
Manor Park	75	100	104	86	100
North Jesmond	32	26	34	30	33
Parklands	110	98	111	108	142
<b>Total</b>	<b>821</b>	<b>918</b>	<b>891</b>	<b>940</b>	<b>965</b>

### Providers - Under-fives including, Childminders

Ward	Childminder	Day Nursery	Nursery Schools & Classes	Total
Castle	7	4	4	15
Dene & South Gosforth	3	3	1	7
Fawdon & West Gosforth	7	4	5	16
Gosforth	1	5	4	10
Kenton	7	3	4	14
Manor Park	1	1	2	4
North Jesmond		1		1
Parklands	14	1	5	20
<b>Grand Total</b>	<b>40</b>	<b>22</b>	<b>25</b>	<b>87</b>

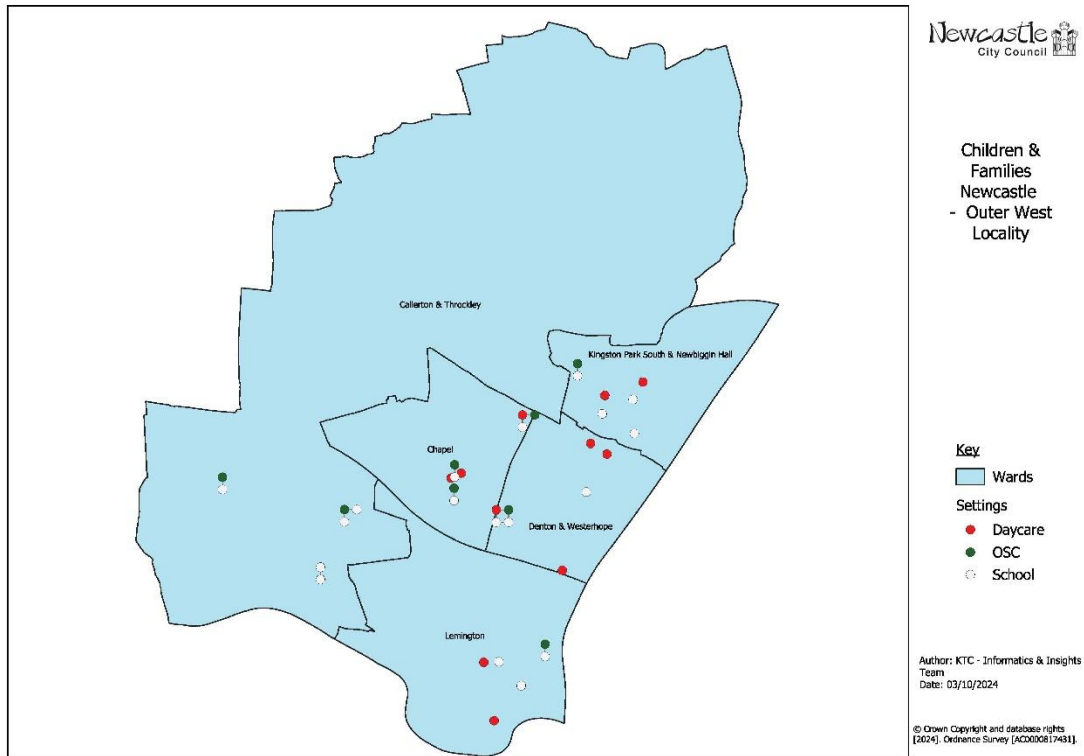
### Places - Under-fives, including Childminders

Ward	Childminders	Day Nursery	Nursery Schools & Classes	Total
Castle	54	215	52	321
Dene & South Gosforth	18	190	26	234
Fawdon & West Gosforth	48	252	110	410
Gosforth	6	390	55	451
Kenton	54	90	138	282
Manor Park	6	21	52	79
North Jesmond		60		60
Parklands	96	34	91	221
<b>Total</b>	<b>282</b>	<b>1252</b>	<b>524</b>	<b>2058</b>

### Number of children attending a Funded Early Education and Childcare Place (Autumn 2023)

Ward	2 year old (D)	2 year old (WPE)	3-4 year old (15 hours)	3-4 year old (30 hours)	Total
Castle	22	101	102	203	428
Dene & South Gosforth	2	43	70	90	205
Fawdon & West Gosforth	20	40	78	65	203
Gosforth	4	50	65	95	214
Kenton	46	35	94	96	271
Manor Park	4	41	56	57	158
North Jesmond	2	21	21	22	66
Parklands	4	53	51	117	225
<b>Total</b>	<b>104</b>	<b>384</b>	<b>537</b>	<b>745</b>	<b>1770</b>

## Outer West



## GP Population data - October 2022

Ward	Under 1	1-year-olds	2-year-olds	3-year-olds	4-year-olds
Callerton & Throckley	150	160	136	147	156
Chapel	60	83	67	77	56
Denton & Westerhope	130	129	134	141	158
Kingston Park South & Newbiggin Hall	124	165	151	132	145
Lemington	100	101	119	94	110
<b>Total</b>	<b>564</b>	<b>638</b>	<b>607</b>	<b>591</b>	<b>625</b>

### Providers - Under-fives including, Childminders

Row Labels	Childminders	Daycare	Nursery Schools and Classes	Total
Callerton & Throckley	3		5	8
Chapel	7	3	3	13
Denton & Westerhope	2	4	4	10
Kingston Park South & Newbiggin Hall	2	2	4	8
Lemington	4	2	3	9
<b>Total</b>	<b>18</b>	<b>11</b>	<b>19</b>	<b>48</b>

### Places - Under-fives, including Childminders

Ward	Childminders	Daycare	Nursery Schools and Classes	Total
Callerton & Throckley	18		281	299
Chapel	54	143	39	236
Denton & Westerhope	12	210	91	313
Kingston Park South & Newbiggin Hall	15	129	110	254
Lemington	36	132	82	250
<b>Grand Total</b>	<b>135</b>	<b>614</b>	<b>603</b>	<b>1352</b>

### Number of children attending a Funded Early Education and Childcare Place (Autumn 2023)

Ward	2-year old (D)	2-year old (WPE)	3-4 year old (15 hours)	3-4 year old (30 hours)	Total
Callerton & Throckley	34	41	86	83	244
Chapel	6	36	28	64	134
Denton & Westerhope	40	51	104	118	313
Kingston Park South & Newbiggin Hall	58	45	119	107	329
Lemington	42	42	79	62	225
<b>Total</b>	<b>180</b>	<b>215</b>	<b>416</b>	<b>434</b>	<b>1245</b>